

MDEP Conference on New Reactor Design Activities

**Multinational Design
Evaluation Programme (MDEP)
Conference Proceedings**

**Paris, France
10–11 September 2009**



Nuclear Regulation

MDEP Conference on New Reactor Design Activities

**Multinational Design Evaluation Programme (MDEP)
Conference Proceedings
Paris, France
10-11 September 2009**

ORGANISATION FOR ECONOMIC CO-OPERATION AND DEVELOPMENT

The OECD is a unique forum where the governments of 33 democracies work together to address the economic, social and environmental challenges of globalisation. The OECD is also at the forefront of efforts to understand and to help governments respond to new developments and concerns, such as corporate governance, the information economy and the challenges of an ageing population. The Organisation provides a setting where governments can compare policy experiences, seek answers to common problems, identify good practice and work to co-ordinate domestic and international policies.

The OECD member countries are: Australia, Austria, Belgium, Canada, Chile, the Czech Republic, Denmark, Finland, France, Germany, Greece, Hungary, Iceland, Ireland, Israel, Italy, Japan, Korea, Luxembourg, Mexico, the Netherlands, New Zealand, Norway, Poland, Portugal, the Slovak Republic, Slovenia, Spain, Sweden, Switzerland, Turkey, the United Kingdom and the United States. The European Commission takes part in the work of the OECD.

OECD Publishing disseminates widely the results of the Organisation's statistics gathering and research on economic, social and environmental issues, as well as the conventions, guidelines and standards agreed by its members.

*This work is published on the responsibility of the Secretary-General of the OECD.
The opinions expressed and arguments employed herein do not necessarily reflect the official
views of the Organisation or of the governments of its member countries.*

NUCLEAR ENERGY AGENCY

The OECD Nuclear Energy Agency (NEA) was established on 1st February 1958 under the name of the OEEC European Nuclear Energy Agency. It received its present designation on 20th April 1972, when Japan became its first non-European full member. NEA membership today consists of 28 OECD member countries: Australia, Austria, Belgium, Canada, the Czech Republic, Denmark, Finland, France, Germany, Greece, Hungary, Iceland, Ireland, Italy, Japan, Korea, Luxembourg, Mexico, the Netherlands, Norway, Portugal, the Slovak Republic, Spain, Sweden, Switzerland, Turkey, the United Kingdom and the United States. The European Commission also takes part in the work of the Agency.

The mission of the NEA is:

- to assist its member countries in maintaining and further developing, through international co-operation, the scientific, technological and legal bases required for a safe, environmentally friendly and economical use of nuclear energy for peaceful purposes, as well as
- to provide authoritative assessments and to forge common understandings on key issues, as input to government decisions on nuclear energy policy and to broader OECD policy analyses in areas such as energy and sustainable development.

Specific areas of competence of the NEA include safety and regulation of nuclear activities, radioactive waste management, radiological protection, nuclear science, economic and technical analyses of the nuclear fuel cycle, nuclear law and liability, and public information.

The NEA Data Bank provides nuclear data and computer program services for participating countries. In these and related tasks, the NEA works in close collaboration with the International Atomic Energy Agency in Vienna, with which it has a Co-operation Agreement, as well as with other international organisations in the nuclear field.

Corrigenda to OECD publications may be found online at: www.oecd.org/publishing/corrigenda.

© OECD 2010

You can copy, download or print OECD content for your own use, and you can include excerpts from OECD publications, databases and multimedia products in your own documents, presentations, blogs, websites and teaching materials, provided that suitable acknowledgment of OECD as source and copyright owner is given. All requests for public or commercial use and translation rights should be submitted to rights@oecd.org. Requests for permission to photocopy portions of this material for public or commercial use shall be addressed directly to the Copyright Clearance Center (CCC) at info@copyright.com or the Centre français d'exploitation du droit de copie (CFC) contact@efcopies.com.

Foreword

The MDEP is a unique ten-nation initiative being undertaken by national regulatory authorities from Canada, China, Finland, France, Japan, Republic of Korea, the Russian Federation, South Africa, the United Kingdom, and the United States with the purposes of co-operating on safety design reviews of new reactors and indentifying opportunities to harmonise and converge on safety licensing review practices and requirements. The OECD Nuclear Energy Agency has been chosen to provide the technical secretariat support. The International Atomic Energy Agency participates in many of the MDEP activities.

Started in 2007 with co-operation on various pilot project issues, the MDEP's expected outcomes are: (1) improved effectiveness and efficiency of regulatory safety design reviews, (2) increased quality of safety assessments, and (3) and identified areas for the convergence of regulatory requirements and practices. Making each regulator stronger in its ability to make sovereign safety decisions is a key objective that cuts across all MDEP activities.

In 2008, the top regulators from each national authority met as the MDEP Policy Group and adopted the present structure and programme of work for the MDEP, including the pursuit of co-operation on specific safety design reviews and pursuing closer co-ordination on harmonisation and convergence issues such as digital instrumentation and control, mechanical codes and standards, and vendor inspections. The MDEP is currently a long-term programme that focuses in near term and interim results to share within MDEP and with other stakeholders.

With effective communications in mind, the MDEP Policy Group directed the NEA to co-ordinate the Conference on New Reactor Design Activities with the purpose of communicating to a wide spectrum of stakeholders worldwide as to the program of work and accomplishments of the MDEP, and soliciting feedback and input from these stakeholders regarding recommendations on how to co-operate more efficiently on new reactor design reviews and to encourage standardisation and harmonisation on regulatory requirements and practices. Another key aspect of this Conference was to allow the various industry stakeholders to share their activities on new reactor designs and standardisation efforts. These stakeholders included non-MDEP regulators, vendors, licensees, reactor applicants, industry organisations, standards development organisations, etc. The Conference was held on 10–11 September 2009 at OECD Headquarters in Paris. These Conference Proceedings contain the details of the various sessions and the topics discussed as well as specific presentations given by panel members

Table of contents

Foreword	3
Session 1	Welcome and opening	9
	Chair: <i>L. Echávarri</i> , Director-General, OECD Nuclear Energy Agency	
	Session 1 summary	11
	Welcome and introductory remarks	13
	<i>L. Echávarri</i> , Director-General, OECD Nuclear Energy Agency	
	Introductory remarks and overview of MDEP	15
	<i>A-C. Lacoste</i> , MDEP Policy Group Chair; Chairman, ASN, France	
	Panel members: <i>T. Jamieson</i> (Canada), <i>D. Yin</i> (China), <i>J. Laaksonen</i> (Finland), <i>A-C. Lacoste</i> (France), <i>K. Nakamura</i> (Japan), <i>N. Kutin</i> (Russian Federation), <i>M. Weightman</i> (United Kingdom), <i>G. Jaczko</i> (United States), <i>G. Clapisson</i> (South Africa)	
Session 2	MDEP activities and accomplishments on design-specific working groups	23
	Chair: <i>T. Jamieson</i> , Vice-President, CNSC, Canada	
	Session 2 summary	25
	EPRWG	27
	<i>P. Tiippana</i> , Chair, EPRWG, STUK, Finland	
	AP1000WG	35
	<i>E. McKenna</i> , Chair, AP1000WG, NRC, United States	
Session 2 (cont.)	Design-specific activities panel	37
	Chair: <i>J. Laaksonen</i> , Director-General, STUK*	
	Panel members: <i>G. Holahan</i> (United States), <i>G. Wack</i> (France), <i>F. Bouteille</i> (AREVA), <i>E. Cummins</i> (Westinghouse), <i>J. Silvennoinen</i> (TVO, Finland), <i>C. Bakken</i> (EDF Energy, United Kingdom)	
Session 3	MDEP activities and accomplishments on issue-specific working groups	39
	Chair: <i>N. Kutin</i> , Chairman, Rostechndzovor, Russian Federation	
	Session 3 summary	41
	Digital Instrumentation and Control	43
	<i>P. Regnier</i> , Member of DICWG, IRSN, France	

* See Appendix A for additional contributions.

	Codes and Standards	49
	<i>A. Ibrahim</i> , Chair, CSWG, CNSC, Canada	
	Vendor Inspection Co-operation	55
	<i>S. Limousin</i> , Chair, VICWG, ASN, France	
Session 3 (cont.)	Issue-specific activities panel	65
	Chair: <i>B. Borchardt</i> , EDO, NRC, United States*	
	Panel members: <i>G. Clapisson</i> (South Africa), <i>B. Erler</i> (ASME, France), <i>C. Laugier</i> (AFCEN, France), <i>T. Nakamura</i> (JSW, Japan), <i>S-J. Kim</i> (Doosan, South Korea)	
Session 4	Industry initiatives on new reactor design	67
	Chair: <i>M. Micklinghoff</i> , Chairman, CORDEL Group; Vice-President, E.ON Kernkraft GmbH, Germany	
	Session 4 summary	69
	Japanese nuclear industry representative	71
	<i>T. Hattori</i> , President, Japan Atomic Industrial Forum, Inc., Japan (Presentation given by <i>M. Yokota</i> , Japan Atomic Industrial Forum, Inc., Japan)	
	European utility network representative	79
	<i>B. Fourest</i> , Senior Safety Advisor, EURELECTRIC	
	WNA/CORDEL representative	91
	<i>M. Micklinghoff</i> , Chairman, CORDEL Group, Vice-President, E.ON Kernkraft GmbH, Germany	
	Representatives from other national nuclear power industries	103
	<i>V. Asmolov</i> , ROSATOM, Energoatom, Russian Federation <i>A. Tsela</i> , General Manager of Nuclear Safety, Licensing & SHEQ, PBMR Company, South Africa	
Session 4 (cont.)	Industry initiatives panel	133
	Chair: <i>P. Rorive</i> , President, FORATOM*	
	Panel members: <i>M. Weightman</i> (MDEP), <i>W. Jiang</i> (China), <i>G. Head</i> (GE- Hitachi), <i>K. Yamauchi</i> (MHI), <i>B. Salha</i> (EDF), <i>R. Goodman</i> (Onatrio Power Generation)	
Session 5	Other international initiatives related to new reactor designs	135
	Chair: <i>K. Nakamura</i> , Deputy Director-General, NISA, Japan	
	Session 5 summary	137
	IAEA representative	139
	<i>P. Jamet</i> , Director, Nuclear Installation Safety	
	NEA/CNRA representative	151
	<i>M. Weightman</i> , Chair, CNRA; HM Chief Inspector, Nuclear Installations Inspectorate (NII), United Kingdom	

* See Appendix A for additional contributions.

	WENRA representative	159
	<i>D. Drábová</i> , WENRA Chair, Chairman, State Office for Nuclear Safety, Czech Republic	
	INSAG insights on MDEP activities	169
	<i>R. Meserve</i> , Chair, INSAG, President, Carnegie Institution	
Session 6	Concluding panel	175
	Chair: <i>A-C. Lacoste</i> , MDEP PG Chair, Chairman, ASN, France*	
	Session 6 summary	177
	Chair’s concluding remarks	179
	MDEP PG representative <i>G. Jaczko</i> , Chairman, NRC, United States	
	Reactor vendor representative <i>B. Oursel</i> , President and CEO, AREVA NP, AREVA	
	Operator/licensee representative <i>Y. Tsujikura</i> , Advisor on Nuclear Engineering, Federation of Electric Power Company, Japan	
	Standards development organisation representative <i>B. Erler</i> , Vice-President, Nuclear Codes and Standards, ASME, United States	
	NEA representative <i>L. Echávarri</i> , Director-General, OECD Nuclear Energy Agency	
Appendix A:	Additional contributions from sessions 2, 3, 4 and 6	183
	Additional contributions from session 2	185
	Additional contributions from session 3	199
	Additional contributions from session 4	229
	Additional contributions from session 6	233
Appendix B	List of participants	241

* See Appendix A for additional contributions.

Session 1

Welcome and opening

Session 1 summary

Mr. Luis Echávarri, Director-General of the Organisation for Economic Co-operation and Development's (OECD) Nuclear Energy Agency (NEA), opened the first Multinational Design Evaluation Programme (MDEP) Conference on New Reactor Design Activities by welcoming all attendees to the OECD Headquarters in Paris. Over 170 guests representing 23 countries and 11 international organisations attended the Conference. Mr. Echavarri stressed the important role that regulators play in ensuring the safety of new nuclear operating plants.

Mr. Andre-Claude Lacoste, President of the French nuclear safety authority and Chair of MDEP's Policy Group, also welcomed the attendees and provided information about MDEP stating that the purpose of the Programme is to increase the effectiveness and efficiency of new reactor design safety reviews, to make these reviews more safety-focused, and to encourage harmonisation and convergence of regulatory requirements and practices. He further detailed the work of each of the issue and design-specific working groups. Mr. Lacoste highlighted that the goal of this Conference was to share information about MDEP activities and achievements with important stakeholders and to solicit feedback from them.

This session concluded with brief remarks by MDEP Policy Group members from Canada, China, Finland, France, Japan, the Russian Federation, South Africa, the UK and the US.

Welcome and introductory remarks

Luis Echávarri

Director-General, OECD Nuclear Energy Agency

Good morning everyone. I would like to welcome you in the name of the OECD Nuclear Energy Agency (NEA) to the first Multinational Design Evaluation Programme (MDEP) Conference on New Reactor Design Activities and to the OECD's Headquarters. At this event, at which there are more than 170 attendees representing 23 countries and 10 international organisations, we will be discussing between regulatory authorities and the industry, the joint efforts of regulators from various countries to ensure that the new reactor designs, so important for the future of nuclear power, are safe, secure, and environmentally friendly.

I would like to commend you for taking time out of your very busy schedules to discuss the ongoing activities and accomplishments of the MDEP and the international initiatives that the industry and other stakeholders are undertaking to increase the focus on safety in new reactor designs. I would like to welcome and thank Mr. André-Claude Lacoste, President of the French Nuclear Safety Authority and Chairman of the MDEP Policy Group, for his efforts on this important multinational initiative. He has provided excellent guidance and forethought to the MDEP organisation by bringing his expertise to the table. Thanks also to the Policy Group for placing its trust in the NEA who is proud of performing the technical secretariat duties for the MDEP, through its experienced staff and because of our well established communications lines with the other Committees and Programmes of the NEA, such as the Committee for Nuclear Regulatory Activities (CNRA), the Committee for the Safety of Nuclear Installations (CSNI), and the Generation IV International Forum (GIF). Co-ordination of MDEP efforts with these groups as well as with the IAEA that takes part in MDEP, other international groups, and industry representatives, is one of the most important goals of the MDEP. This Programme was initiated by the member countries to address near term needs to co-operate on new reactor designs and it is meant to complement the work that others are doing to ensure the safety of new nuclear power generating facilities through standardisation of designs and regulatory requirements and practices.

A number of you may be unfamiliar with the OECD and NEA so let me briefly explain their roles. The OECD brings together the governments of countries committed to democracy and the market economy from around the world. Under the OECD umbrella, the 30 member countries work together to support sustainable economic growth, to raise the living standards in their countries and to assist the economic development of other countries. The organisation provides a setting where governments compare policy experiences, seek answers to common problems, identify good practices and co-ordinate domestic and international policies. The topic, which is gathering us here today, fits very well with the aim of the Organisation.

The Nuclear Energy Agency, a member of the OECD family, has 28 of the 30 OECD members. Our mission, in line with the overall aim of the OECD, is to assist our member countries in maintaining and further developing through international co-operation, the scientific, technological and legal bases for a safe, environmentally friendly and economic use of nuclear energy for peaceful purposes. Our members include very advanced nuclear countries and represent 85% of the world's nuclear capacity. In addition, we have a well established and formal relationship with the Russian Federation. Last October, the NEA celebrated its 50th anniversary of providing quality service to its member countries in supporting the safe use of nuclear power. With the efforts that are ongoing now as part of the MDEP with respect to new reactors, nuclear power will be in a better position to remain

a key part of the energy mix for many decades to come and, as such, the NEA looks forward to continuing its value-adding work in this field.

Speaking of the future, I hope that some of you are familiar with the Nuclear Energy Outlook (NEO) produced by the NEA in 2008 on the occasion of our 50th anniversary. The NEO addresses, among other things, how nuclear energy can play a pivotal role in minimising the negative consequences of the world's growing energy demand. The NEO is considered by many to be *the* reference for looking at the future of nuclear power around the world, as well as for analysing the challenges ahead and the role of governments to cope with these challenges. In addition to the English and French versions, a complete Japanese version was produced with the financial support of the Japanese government. The Executive Summary itself was issued in ten languages. We are hoping to update this document periodically to reflect the ever-evolving challenges for the future.

With regard to important challenges, the NEA is helping to address some of the most important societal issues facing the world today. One such issue is for example ensuring the safe supply of medical radioisotopes. With the assistance of the government of Canada and the French Nuclear Safety Authority, the NEA quickly organised a workshop to bring together some of the key players in the production, supply, and distribution chains of these important radioisotopes. The result was a fuller understanding of the challenges ahead and recommendations to try to ensure the continued availability of medical radioisotopes. I mention this issue because it emphasises the importance of the work we do. The NEA sees the work with MDEP to have very significant influence, to ensure that the construction and operation of NEW nuclear reactors is safe, secure, and environmentally friendly, and you all play an important part in this work.

It is also with the spirit of addressing new challenges that the NEA welcomes performing the technical secretariat functions for the MDEP. We were involved in the very initial discussions of this unique multinational initiative with the US Nuclear Regulatory Commission and the French nuclear safety authority in 2005 and we are happy to see that the Programme has been converted to a long term project that focuses on interim results so that we can facilitate the co-operation on new reactor design reviews, exploring opportunities to converge on regulatory requirements and practices, and co-ordinating vendor inspections.

So, with such a lofty goal as helping to ensure the safety of the new reactor fleet worldwide, I encourage you to get the most out of this conference, to provide frank and constructive comments and let others benefit from your experience. Take a look at the subjects that we will be discussing in each of the six Sessions. Today we have the status of the work and accomplishments of the MDEP. As you will hear, this is a unique multinational initiative that looks to leverage the expertise of the involved regulators to co-operate on new reactor design reviews as well as to work towards harmonisation and standardisation of regulatory requirements and practices. We invite your perspectives on this programme and how we may be able to better achieve results. The conduct of this conference is a result of the MDEP Policy Group wanting to solicit input from industry stakeholders and to more fully communicate the work of MDEP to the entire spectrum of stakeholders. The work to date already includes input from industry standards development organisations such as IEC, AFCEN, ASME, JSME and KEPIC, and some vendors and licensees worldwide. Tomorrow, the industry will share with us the efforts that they are undertaking to encourage standardisation also. The benefits of standardisation and harmonisation in both reactor designs and regulatory requirements and practices will allow all stakeholders (whether they be vendors, licensees, or regulators) to focus their limited resources on those issues that are the most safety significant. You will certainly hear more about that throughout the next two days.

To wrap up, I would again like to thank you for attending this event and I look forward to productive interactions with and among you. Thank you again to the MDEP Policy Group members who are here today; it is with your dedication and devotion to this initiative and that of your staff that will undoubtedly ensure its success. And as a final note, the NEA staff is here to assist you in any way possible. If you have a need, they are here to help. You can spot the NEA staff by their OECD badges. Again, welcome and please enjoy the NEA/MDEP Conference on New Reactor Design Activities.

It is now my pleasure to introduce the the MDEP Policy Group Chair, Mr. André-Claude Lacoste.

Introductory remarks and overview of MDEP

*André-Claude Lacoste, Chairman, ASN
MDEP Policy Group (PG) Chair*



MDEP
Multinational Design
Evaluation Programme

**An initiative taken by national safety authorities to leverage
their resources and knowledge for new reactor design reviews**

Andre-Claude Lacoste
Chair, MDEP Policy Group

MDEP Conference, September 2009

Membership

- **Current members:** Canada, China, Finland, France, Japan, Korea, Russian Federation, South Africa, the United Kingdom and the United States.
- **The IAEA takes part in the work of MDEP**

MDEP Conference, September 2009

2

Expected Outcomes

Setting up an enhanced co-operation among regulators :

- To improve the effectiveness and efficiency of regulatory design reviews
- To raise the safety assessment quality and the safety level
- To facilitate convergence of regulatory requirements

MDEP Conference, September 2009

3

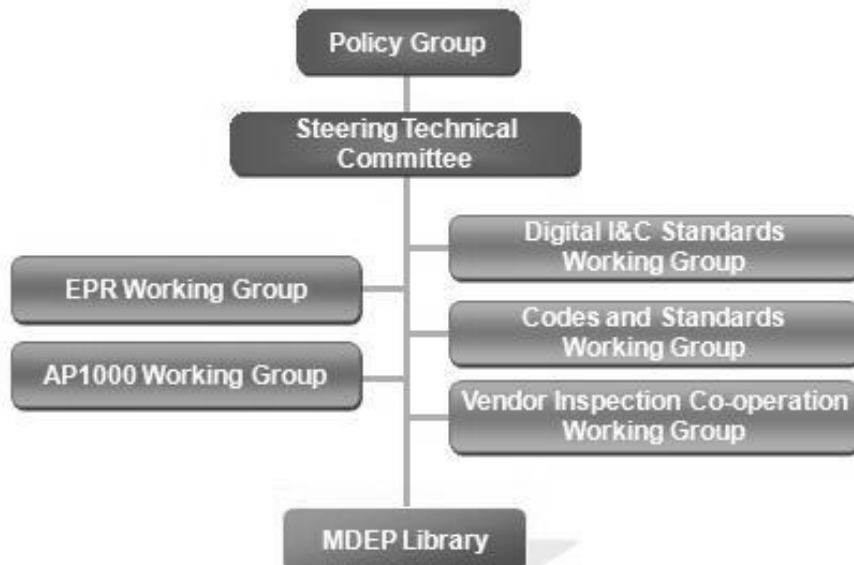
Background

- Initially proposed in 2005
- A one-year pilot project conducted in 2006 - 2007 to assess the feasibility of the programme
 - Focused on Severe Accidents, Digital Instrumentation and Controls and Emergency Core Cooling Systems
- Initial two-year programme approved in 2007
- Specific recommendations and structure identified and approved in 2008
- Converted into long-term programme in 2009

MDEP Conference, September 2009

4

MDEP Organisation



MDEP Conference, September 2009

5

Vendor Inspection Co-operation Working Group

Goal : to benefit from other regulators' inspections of vendors to support new reactor reviews, vendor inspections and manufacturing oversight

Comparison of regulator practices

- Quality Assurance Requirements Comparison Table ongoing

Several trial joint inspections carried out in 2007 and 2008

- Sharing of vendor inspections results
- Production of a Joint Inspection Protocol Document

MDEP Conference, September 2009

6

Codes & Standards Working Group

Goal: to achieve convergence of regulatory requirements and practices related to nuclear component design

Identification of similarities and differences among codes and standards

- Work with standard development organisations to compare pressure vessel codes
- Understanding the technical and regulatory basis for differences identified

MDEP Conference, September 2009

7

Digital Instrumentation and Controls Working Group

Goal: to achieve convergence of regulatory requirements and practices related to digital I&C standards for reactor safety systems

Identification of main differences among codes and standards

- Defense-in-depth and diversity
- Data communications

Identification and proposition of convergence

- Software common cause failure
- Software tools

MDEP Conference, September 2009

8

EPR Design Specific Working Group

Goal: to share and co-operate on specific design evaluations and construction oversight

Members : Finland, France, US, UK, China and Canada

General exchange on project status, review and construction

Co-operation on design reviews :

- Digital I & C
- Probabilistic Safety Assessment
- Containment and Accident Analysis
- Severe Accidents

MDEP Conference, September 2009

9

AP1000 Design Specific Working Group

Goal: to share and cooperate on specific design evaluations and construction oversight

Members : China, US, UK, Canada (Observer)

General exchange on project status, review and construction

Co-operation on design reviews :

- Squib Valves
- Civil and Structural Engineering / Shield Building
- Control Rod Drive Mechanisms

MDEP Conference, September 2009

10

MDEP Achievements

- **Design specific working group**
 - Improves safety focus on design reviews
 - Leverages and saves resources
 - Reinforcement of regulatory position
- **Issue specific working group :**
 - Joint vendor inspections
 - Identification of differences among codes and standards used by different countries

MDEP Conference, September 2009

11

Next steps

- Keep regulatory bodies, vendors and operators informed about MDEP activities, progress, and results;
- Developing an international vendor inspection programme;
- Recommendations to standards development organisations regarding possible convergence and harmonisation.

MDEP Conference, September 2009

Personal Views and Expectations

1. MDEP is a key programme for new build activities
2. MDEP is a mid- and long-term programme, but short-term concrete results are necessary
3. To be efficient, MDEP needs to concentrate on a limited number of pertinent topics
4. Each working group needs to have an **action plan** :
 - Final and interim objectives, clear schedule and periodic reports
5. Convergence of regulatory practices will finally lead to convergence of regulatory requirements

MDEP Conference, September 2009

Personal Views and Expectations

6. MDEP needs the active involvement of all stakeholders : Regulatory Bodies, Vendors and Operators

→ **Regular exchanges between all stakeholders**

Session 2

**MDEP activities and accomplishments on
design-specific working groups**

Session 2 summary

The following participants made remarks and/or gave presentations on the status of the design-specific working groups:

- Terry Jamieson, Canadian Nuclear Safety Council (CNSC), Vice-President, and Chair of Session 2, Part 1
- Petteri Tiippana, Finnish Radiation and Nuclear Safety Authority (STUK) and Chair of the EPRWG
- Eileen McKenna, US Nuclear Regulatory Commission (NRC) and Chair of the AP1000WG

The following participants took part in the panel session on design-specific activities:

- Jukka Laaksonen, STUK, Director-General, MDEP Policy Group Member, and Chair of the Session 2, Part 2, Panel
- Gary Holahan, NRC, Deputy Director of the Office of New Reactors and Chair of the MDEP Steering Technical Committee (STC)
- Guillaume Wack, French Nuclear Safety Authority (ASN), Director Nuclear Power Plants Department, and Member of the STC
- Francois Bouteille, AREVA, Senior Vice-President of Safety and Licensing and Licensing Manager for Olkiluoto 3 Project
- Ed Cummins, Westinghouse, Vice-President of Regulatory Affairs and Standardisation
- Juoni Silvennoinen, Teollisuuden Voima, Ltd. (TVO), Project Director for Olkiluoto 3
- Christopher Bakken, EDF Energy UK, Director of Nuclear New Build Operations, Safety and Licensing

After the presentations by the chairs of the EPR Working Group (EPRWG) and AP1000 Working Group (AP1000WG), the panel session was conducted to discuss the activities that are going on pursuant to MDEP's work on design-specific issues. Members of the panel included those from the regulators participating in MDEP as well as representatives from the companies who have designed and are licensing reactors in several MDEP countries. The panel chair, Jukka Laaksonen, provided brief introductory remarks and invited each panel member to say a few words about their views on MDEP design-specific activities. Each panel member discussed the role that their respective organisations are playing in the licensing and construction of new reactors around the world. Some common themes emerged in these comments and in the questions and answers that followed.

The industry representatives emphasised that they are embracing standardisation to address new reactor issues and they would hope and recommend that the regulators do also. Both Westinghouse and AREVA described their efforts in maintaining a standard design as much as possible to increase efficiency in the licensing, construction, and operation of new nuclear power plants worldwide. Some differences in designs may be driven by differing regulatory requirements or practices or perceptions of regulation requirements and practices by the licensees. AREVA cited differences in the Digital Instrumentation and Control (DI&C) design among the various EPRs due to differing levels of experience of use and safety review of DI&C systems in the different countries. Westinghouse noted that some of the regulators were not in complete alignment on the basis of the shield building

especially in the area of designing and evaluating the civil structures to withstand a specific design basis threat.

The vendors and licensees stated that the emphasis on standardisation should help the safety focus of design reviews by leveraging resources. In addition, they expressed a desire for the regulator to take credit for thorough design reviews carried out in other countries by competent regulators, where the designs are the same. Moreover, they underscored the goal of regulators, which is to co-operate on vendor inspections and in doing so insure that a sufficient supply of safe components are available for the new reactor fleet.

The MDEP representatives on the panel agreed that they do value standardisation for safety reasons and that as part of the design-specific working groups, the MDEP participants share documents and evaluations to help leverage resources and make licensing design reviews more safety focused. They noted that the Vendor Inspection Co-operation Working Group (VICWG) – an issue-specific MDEP working group – is addressing the issue of inspection of nuclear components and that VICWG work will be discussed in session 3.

Some of the vendor representatives encouraged closer interactions with the reactor designers to ensure sufficient and appropriate input to inform the safety reviews. Other representatives from international organisation stated that it would be helpful to stakeholders if MDEP could document where issues have been resolved in safety design reviews.

Comments from the audience were equally as important and included the following: the industry requested more interactions with reactor vendors to further discuss standardisation and safety; comments were made that it would be useful if MDEP regulators, involved in the design-specific working groups, could produce documents when design safety issues are resolved for a particular design; a non-MDEP regulator stated that documentation about design safety reviews could even be useful and applicable to reactors already in operation. In response to a question from the audience regarding MDEP's added value, the MDEP regulator representatives stated that co-operation on the design-specific topics was very useful to countries that have smaller regulatory staffs as these co-operative efforts helped to leverage vital and competent resources in performing the safety reviews.

EPRWG

Petteri Tiippana, Chair, EPRWG, STUK



Agence pour l'énergie nucléaire
Nuclear Energy Agency



MDEP Activities and Accomplishments on Design Specific Working Groups

EPR Working Group

MDEP Conference on New Reactor Design Activities

10-11 September 2009



OECD Conference Centre

Paris

Petteri Tiippana

MDEP EPRWG Chair

1


Agence pour l'énergie nucléaire
Nuclear Energy Agency


General Objectives and Activities

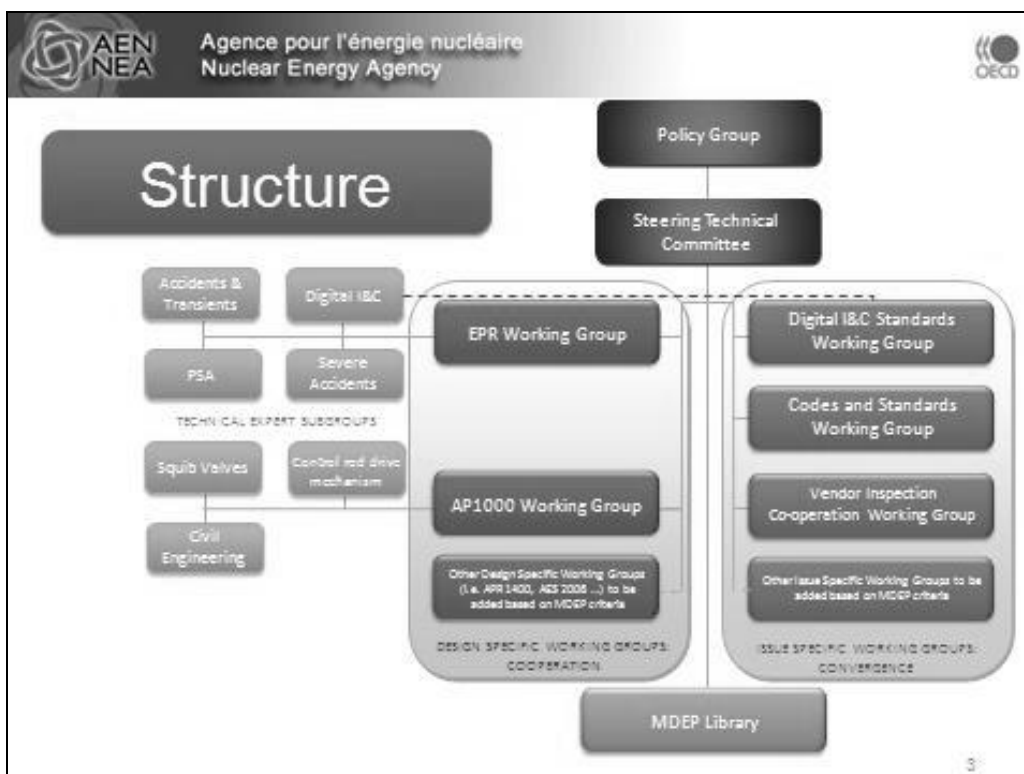
Objectives

The Multinational Design Evaluation Program (MDEP) is a multinational initiative to develop innovative approaches to leverage the resources and knowledge of mature, experienced national regulatory authorities who will be tasked with the regulatory design review of new reactor plant designs.

Activities:

- Enhancing multilateral co-operation within existing regulatory framework.
- Increasing multinational convergence of codes, standards, and safety goals by establishing Reference Regulatory Practices
- Implementing MDEP products and regulatory practices to facilitate licensing reviews of new reactors, including those being developed by the Generation IV International Forum.

2





AEN NEA Agence pour l'énergie nucléaire
Nuclear Energy Agency

OECD

EPR Working Group - Goals

- Goal of the MDEP EPRWG is to share information and experience on design reviews and construction oversight in order to
 - leverage the technical evaluations completed by each of the participating regulators
 - leverage the resources and knowledge of the national regulatory authorities
 - develop consistency between regulators and/or to understand differences
 - develop joint assessment on specific subjects
- Make safety assessments more robust and increase the safety level of EPR




4

AEN NEA Agence pour l'énergie nucléaire
Nuclear Energy Agency

OECD

EPR Working Group - General

- Members of EPR WG are regulators from:
 - Canada,
 - China,
 - Finland (chair),
 - France (co-chair),
 - United Kingdom,
 - United States
- Countries where EPR is being licensed or constructed
- Group has been meeting regularly since early 2008

Source: Anea 1st half results presentation - 21.8.2009


5

AEN NEA Agence pour l'énergie nucléaire
Nuclear Energy Agency

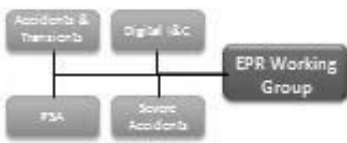
OECD

EPR Working Group - Activities

- General meetings on the status of each EPR project
 - discussions on the status of design review, construction
 - goal to identify new items for in depth discussions in the group
- Specific task groups for
 - instrumentation and control
 - probabilistic risk assessment
 - accidents and transients
 - severe accidents
- Issue specific meetings, teleconferences/net meetings and email exchanges on specific topics



Source: TVO, Hama-Nuolite



6

AEN NEA Agence pour l'énergie nucléaire
Nuclear Energy Agency

OECD


EPR Working Group - Instrumentation and Control


- I&C architecture
 - defence levels - independence, diversification, separation
 - requirement specifications for the I&C
- Specific design topics
 - priority actuation modules, operating interfaces, "black boxes"
- Information Security
 - mechanisms and processes in the I&C design to ensure information security
- Software verification and validation
- Testing of the I&C




Source: Areva EPR Brochure / March 2008


7


 Agence pour l'énergie nucléaire
 Nuclear Energy Agency




EPR Working Group - PSA

- PSA analyses and modeling
 - requirements,
 - main results and risk profiles - differences identified, causes studied
- Co-operation with other task groups
 - Insights from Level 2 reviews
 - Modeling of I&C
- Internal and External events
 - Layout and Fire protection
- Design difference between EPRs
 - causes for differences
 - risk significance and modeling





Source: Ciper



Source: Areva EPR Brochure March 2008


8

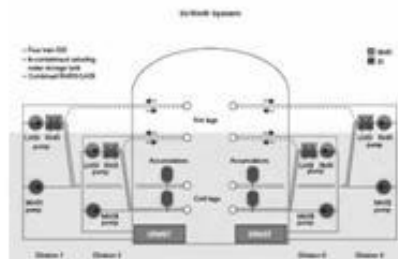

 Agence pour l'énergie nucléaire
 Nuclear Energy Agency



EPR Working Group - Accidents and Transients



- Containment issues
 - long-term mass and energy release to containment
 - two room concept and mixing
 - leak tightness of containment
- Methodologies for accident and transient analyses
- LOCA issues
 - sump design and tests,
 - debris and downstream effects
 - NPSH for emergency core cooling systems
- Criticality safety
 - management of boron dilution
 - criticality control during outages






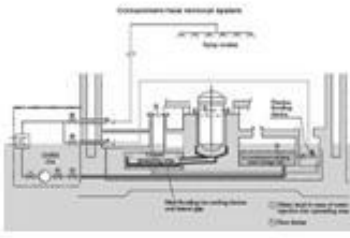
Source: Areva EPR Brochure March 2008

9

 Agence pour l'énergie nucléaire
Nuclear Energy Agency 



EPR Working Group - Severe Accidents

- Hydrogen management in two room concept
 - several analyses made by different codes and models (independent from vendor's codes and models) - good compatibility, good reliability
- Cooling of the molten core
 - design of the cooling system
 - structure of the spreading area
- Severe accident instrumentation
 - Scope and qualification
- Operating strategies for severe accidents



Source: Anexas EPR Brochure March 2008


10


 Agence pour l'énergie nucléaire
Nuclear Energy Agency 

EPR Working Group - Specific topics

- **Discussed**
 - Safety classification and related QA requirements
 - Fire protection requirements, analyses and design issues
- **Need to be discussed**
 - Radiation Protection
 - Grouted tendons
 - Operational safety issues
 - Human factors engineering

11

Agence pour l'énergie nucléaire
Nuclear Energy Agency



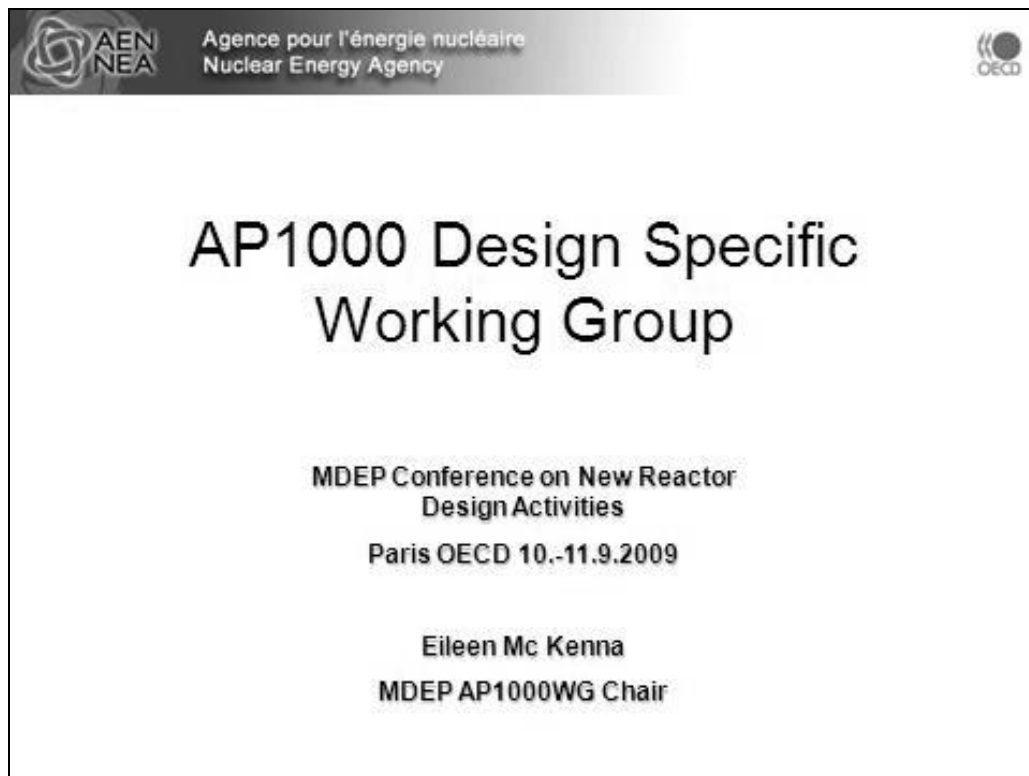
EPR Working Group - Accomplishments

- Sharing results of the design reviews
 - have resulted in identification of common safety concerns
 - have made national safety assessments more robust
 - have made it possible to understand differences in e.g. accident analyses methodologies
 - have helped participants to anticipate future issues
- Discussions on the design differences have resulted in
 - understanding of the differences in safety requirements
 - identification of harmonisation areas
 - design changes
- Networking the experts on different technical disciplines
 - easy to contact - ask questions, share information



12

AP1000WG

Eileen Mckenna, Chair, AP1000WG, US NRC



The slide features a header with the AEN/NEA logo and text: 'Agence pour l'énergie nucléaire' and 'Nuclear Energy Agency'. The OECD logo is in the top right corner. The main title is 'AP1000 Design Specific Working Group'. Below it, the text reads: 'MDEP Conference on New Reactor Design Activities', 'Paris OECD 10.-11.9.2009', and 'Eileen Mc Kenna MDEP AP1000WG Chair'.

 Agence pour l'énergie nucléaire
Nuclear Energy Agency 

AP1000 Design Specific Working Group

MDEP Conference on New Reactor
Design Activities
Paris OECD 10.-11.9.2009

Eileen Mc Kenna
MDEP AP1000WG Chair




Agence pour l'énergie nucléaire
Nuclear Energy Agency




First Meeting

- Initial meeting in February 2009 in China;
- Participants were Canada, China, United Kingdom, United States;
- Three subgroups proposed (civil engineering, squib valves, CRDMS);
- Plan for second meeting fall 2009.



Agence pour l'énergie nucléaire
Nuclear Energy Agency



Current Status

- Country representatives to each subgroup identified;
- US and UK representatives observed Westinghouse design review meeting on squib valve design/testing;
- Two subgroups will meet in September
- Tentative meeting of civil engineering subgroup later this year.

Session 2 (cont.)

Design-specific activities panel

(Panel member contributions can be found in Appendix A on page 185.)

Session 3

**MDEP activities and accomplishments on
issue-specific working groups**

Session 3 summary

The following participants made remarks and/or gave presentations on the status of the issue-specific working groups:

- Nicolay Kutin, Russian Federation Nuclear Safety Authority, Rostechnadzor, Chairman and MDEP Policy Group member and Chair of Session 3, Part 1
- Pascal Regnier, French Institute of Radiation and Nuclear Safety (IRSN), Instrumentation and Controls Expert and member of the DICWG
- Ahmed Ibrahim, CNSC, Engineering Design Assessment Division, and Chair of the CSWG
- Sébastien Limousin, ASN, Director, Nuclear Pressure Equipment Department, and Chair of the VICWG

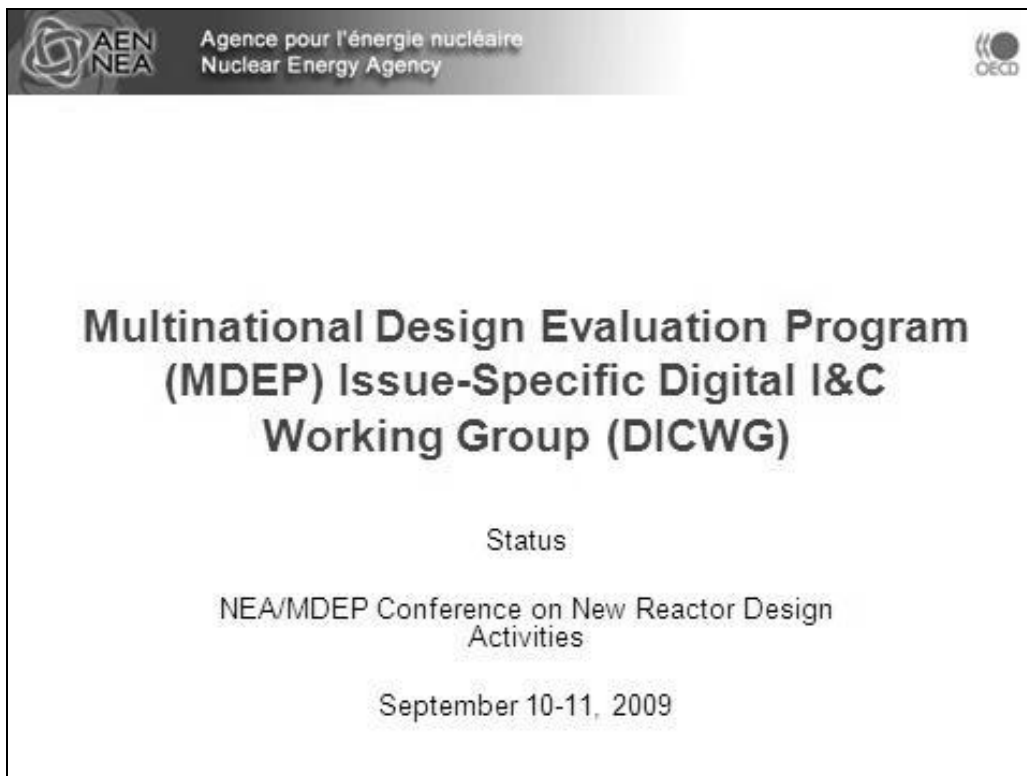
The following participants took part in the panel session on issue-specific activities:

- Bill Borchardt, NRC, Executive Director for Operations
- Guy Clapisson, South African National Nuclear Regulator (NNR), Chief Executive Officer (acting) and PG and STC member
- Bryan Erler, American Society of Mechanical Engineers (ASME) Nuclear Codes and Standards, Vice-President
- Cécile Laugier, French Association for the Design, Construction, and Operating Supervision of the equipment for Electro-Nuclear boilers (AFCEN), President
- Tsuyoshi Nakamura, Japan Steel Works (JSW), General Manager
- Sang Jin Kim, Doosan Heavy Industries (DHI), Nuclear Power Plant Quality Control, Vice-President

After the presentations given by the chairs of the Digital Instrumentation and Control Working Group (DICWG), Codes and Standards Working Group (CSWG), and Vendor Inspection Co-operation Working Group (VICWG), the panel session was conducted to discuss the activities that are going on pursuant to MDEP work on issue-specific topics. Members of the panel included those from the regulators' participation in MDEP as well as representatives from mechanical codes Standards Development Organisations (SDOS such as ASME and AFCEN) and nuclear power plant component manufacturers (JSW and DHI). The panel chair, Bill Borchardt, provided brief introductory remarks and invited each panel member to say a few words about their views on MDEP issue-specific activities. Each panel member discussed the role that their respective organisations play in standards development and component manufacturing in support of licensing and constructing new reactors around the world. The ASME and AFCEN representatives gave a brief description of their organisations' role in the code comparison project, which the CSWG is dealing with. Some common themes emerged in these comments and in the questions and answers that followed. The representatives from the SDOs stressed the importance of close communication between industry, SDOs, and regulatory bodies regarding standardisation efforts and that harmonisation and standardisation must have a clear safety, economic, and business benefit to truly be feasible. The component manufacturers stressed that harmonisation of requirements, including the quality assurance criteria area as well as mechanical codes, would be very beneficial in manufacturing high quality and safe products for new reactors.

Digital Instrumentation and Control

Mr. Regnier, Member of DICWG, IRSN



The slide features a header with the AEN/NEA logo and text: "AEN NEA Agence pour l'énergie nucléaire Nuclear Energy Agency" and the OECD logo. The main title is "Multinational Design Evaluation Program (MDEP) Issue-Specific Digital I&C Working Group (DICWG)". Below the title, it states "Status", "NEA/MDEP Conference on New Reactor Design Activities", and "September 10-11, 2009".

**AEN
NEA** Agence pour l'énergie nucléaire
Nuclear Energy Agency

**Multinational Design Evaluation Program
(MDEP) Issue-Specific Digital I&C
Working Group (DICWG)**

Status

NEA/MDEP Conference on New Reactor Design
Activities

September 10-11, 2009

 Agence pour l'énergie nucléaire
Nuclear Energy Agency 

Overview of DICWG

- **Currently Active Members**
 - Canada, Finland, France, Japan, Republic of Korea, Russian Federation, United Kingdom, and the United States
 - Chair: US
- **Participation of representatives from**
 - IAEA
 - IEC
 - IEEE
- **NEA providing technical secretariat support**

2 MDEP Conference – September 2009

 Agence pour l'énergie nucléaire
Nuclear Energy Agency 



3 MDEP Conference – September 2009

 Agence pour l'énergie nucléaire
Nuclear Energy Agency 

Key Objectives

- Evaluate the similarities and differences in standards and regulatory practices
- Develop common regulatory practices and move toward harmonization
- Influence convergence of standards
- Share knowledge and insights
- Increase regulatory cooperation
- Cooperate with design-specific working groups



4 MDEP Conference – September 2009

 Agence pour l'énergie nucléaire
Nuclear Energy Agency 

Accomplishments

- Developed
 - Program plan
 - Communication plan
 - Problem-solving model
- Held four successful meetings
- Identified priority issues
- Developed and reviewed comparison of standards
- Engaged designers/vendors for input
- Engaged IEC and IEEE for participation
- Drafted letters to IEC and IEEE suggesting convergence
- Made a substantial progress in developing common regulatory positions
- Made MDEP library operational for the working group

5 MDEP Conference – September 2009

 Agence pour l'énergie nucléaire
Nuclear Energy Agency 

Quick Inquiries

- A structured model to promote information sharing among DICWG members
- Efficient method for sharing of expert knowledge, regulatory documents, operating experience and lessons learned
- Members benefited

6 MDEP Conference – September 2009

 Agence pour l'énergie nucléaire
Nuclear Energy Agency 

Common Regulatory Practices

- Under development
 - Software common cause failure (US)
 - Software tools (UK)
 - Software Verification and Validation (Japan)
- Planned
 - Complex Electronics (France)
 - Data Communications (Korea)
 - Common position on key principles for digital I&C Systems in Nuclear Power Plants (US)
 - ... (TBD)
- To promote convergence/harmonization of standards and regulatory practices

7 MDEP Conference – September 2009



Agence pour l'énergie nucléaire
Nuclear Energy Agency



Challenges

- Differences in regulatory practices, standards, regulations, reactor designs, and experience
 - Takes time to understand each other
- Convergence of high-level topics
 - Classification schemes

5

MDEP Conference – September 2009



Agence pour l'énergie nucléaire
Nuclear Energy Agency



Path Forward

- Continued timely sharing of information and cooperation among members
- Continued development of common regulatory practices
- Continued influence and promotion of convergence and harmonization of standards
- Continued engagement with stakeholders

5

MDEP Conference – September 2009



Agence pour l'énergie nucléaire
Nuclear Energy Agency



Long-Term Vision


- Common regulatory practices completed/updated for key digital I&C issues
 - Lessons from design-specific working groups captured
 - Endorsed by Steering Technical Committee
 - Approved by the Policy Group
- Progress made toward harmonization/convergence of standards
- More efficient and effective safety decision making and licensing process for new reactor I&C design
- Increased stakeholder confidence

10


MDEP Conference – September 2009

Codes and Standards

Mr. Ibrahim, Chair, CSWG, CNSC



Agence pour l'énergie nucléaire
Nuclear Energy Agency




***Multinational Design Evaluation Programme
(MDEP)***


***Issue Specific - Codes and Standards Working Group
(CSWG)***

***Dr. Ahmed Ibrahim, Chair-CSWG
Canadian Nuclear Safety Commission***

NEA - MDEP Conference, Paris September 10-11, 2009



Agence pour l'énergie nucléaire
Nuclear Energy Agency




Contents

- ***Members of the Code and Standard Working Group (CSWG)***
- ***CSWG: Work Scope, Schedule, and Code Effective Dates***
- ***Codes Comparison Work Plan***
- ***Status/Achievement of Codes Comparison***
- ***Conclusion***

2





Agence pour l'énergie nucléaire
Nuclear Energy Agency



Members of the CSWG

- ◆ CSWG member states are: Canada, China, Finland, France, Japan, Korea, Russian Federation, South Africa, the United Kingdom and the United States.
- ◆ The OECD Nuclear Energy Agency (NEA) is the technical secretariat and IAEA takes part in the CSWG meetings.
- ◆ In addition, the Code Development Organizations (SDOs) are invited to attend the WG meetings.

3



 Agence pour l'énergie nucléaire
Nuclear Energy Agency 

Codes and Standards Working Group (CSWG) - 1

◆ **Scope**

- **The codes and standards to be used are the pressure boundary component design codes developed by: ASME (United States), AFCEN (France), JSME (Japan), KEA (Korea), CSA (Canada) and the Russian Norms and Rules (Russian Federation)**
- **The CSWG will:**
 - ◆ evaluate the code differences in component design codes used in member countries (based on inputs identified by the Standards Development Organizations - SDOs) & identify the most beneficial areas for convergence (or harmonization) of codes
 - ◆ examine potential paths for reconciliation of the code differences

4



 Agence pour l'énergie nucléaire
Nuclear Energy Agency 

Codes and Standards Working Group (CSWG) - 2

◆ **Schedule**

- **2008:** *Initial Code Comparison Work (Phase 1; Class 1 - Vessels)
SDOs presented their work progress on October 2008*
- **2009/2010:** *Continue comparison work / Identification of differences/
Examination of potential convergence/Harmonization &
Initiate Phase 2 (Class 1 - piping, pumps, and valves)*
- **Beyond 2010:** *The MDEP Program extended from a 2 yrs programme to a
long-term programme that focuses on interim results.
The 5-year planning period may be used*

5

 Agence pour l'énergie nucléaire
Nuclear Energy Agency 

Codes and Standards Working Group (CSWG)-3



◆ **CODE Effective Dates**

The specific pressure boundary codes and standards to be utilised in the comparisons by the SDOs are:

- ASME B&PV Code, 2007;
- AFCEN RCC-M, 2007;
- JSME S NCI, 2008; and
- KEA KEPIC, 2007.

◆ Incorporation of the Russian Norms and Rules and the Canadian Codes comparisons will also be initiated as soon as feasible

5

 Agence pour l'énergie nucléaire
Nuclear Energy Agency 



Codes Comparison Work Plan - 1

◆ **SDOs Plan for 2008-2009/2010:**

The SDOs **started the comparison** between the design codes by:

- Developing of a spreadsheet to compare the requirements of the codes
- Evaluating significant differences in technical and administrative requirements - (Recently the SDOs decided not to perform this activity)
- Comparing other codes against ASME Code starting with Class 1 vessels, addressing: scope, classification, responsibilities, material, design, fabrication, examination, pressure testing, overpressure protection, and administrative requirements - Phase 1
- Start Phase 2 comparison work for class 1 piping, pumps and valves

7

 Agence pour l'énergie nucléaire
Nuclear Energy Agency 



Codes Comparison Work Plan - 2

◆ **CSWG Plan for 2008-2009:**

The WG will review the SDOs code comparison results and:

- Provide an assessment of the identified differences (through correspondence and joint meetings between the CSWG and the SDOs). (Based on the recent SDOs decision not to evaluate the significance, the CSWG will discuss the impact on the schedule during the WG next meeting, November 2009)
- Documenting the findings, into a retrievable database (within the MDEP-Library)
- Providing recommendations for the most beneficial areas for convergence (harmonization) of codes and reconciliation of code differences

5

 Agence pour l'énergie nucléaire
Nuclear Energy Agency 

Codes Comparison Work Plan - 3



◆ **CSWG Plan for 2009-2010:**

The specific actions to be completed based on the SDOs progress:

- Further developing the code comparison table by the SDOs to include Class 1: piping, valves, and pumps; (It is expected to start before the end of 2009)
- Continuation of discussions on potential areas of code Harmonization
- Include the comparisons of the Russian Norms and rules and the Canadian Codes
- Developing of harmonization approach(*) for pressure boundary design codes
- Developing of a process to communicate and interact with the SDOs on their respective future new code requirements, to enhance harmonization

The plan will be adjusted based on the results by end of 2009
(*) Discussion on harmonization started during the CSWG July 2009 meeting

5



 Agence pour l'énergie nucléaire
Nuclear Energy Agency 

Status/Achievement of Codes Comparison

◆ **Status of Phase 1 Comparison, Class 1-Vessels, against ASME Code requirements, as of July 2009**

- Korea (KEPIC) Code
Korea completed Phase 1 of the Code-comparison activity, October 2008. The technical requirements of the KEPIC and the ASME Codes are identical
- Japan (JSME) Code
A comparison of the rules on material, design, fabrication, examination, testing, and over pressure protection of Class 1 Vessel in JSME and ASME codes is completed. Design and construction requirements are almost identical. Differences were identified
- France (RCCM) Code
The comparison between rules on design, material, fabrication, welding, NDE, hydro test, over pressure protection in RCCM and ASME was completed in the scope of Class 1 components. Differences were identified. (full comparison , August 26, 2009)

11

 Agence pour l'énergie nucléaire
Nuclear Energy Agency 

Conclusions

1. The result from the SDOs code comparison to-date showed differences exist in the Class 1 vessels design requirements
2. As such, code conversion is NOT Possible.
3. Harmonization of the technical requirements of design codes and standards is feasible.
4. Not all technical requirements can be harmonized.
5. Model for harmonization has been recently initiated by the CSWG, will be further discussed in next working group meetings.

12

Vendor Inspection Co-operation

Sébastien Limousin, Chair, VICWG, ASN

**Vendor Inspection Co-operation
Working Group**

**Sébastien LIMOUSIN, Chairman
MDEP Conference
10 September 2009**

The working group

- Most nuclear safety authorities carry out inspections at vendor facilities (at their main offices or at manufacturing shops)
- So far these inspections have not been coordinated and have a different scope
 - Vendors are subject to multiple inspections and audits
 - Regulators are not using the results of inspections performed by others

Content

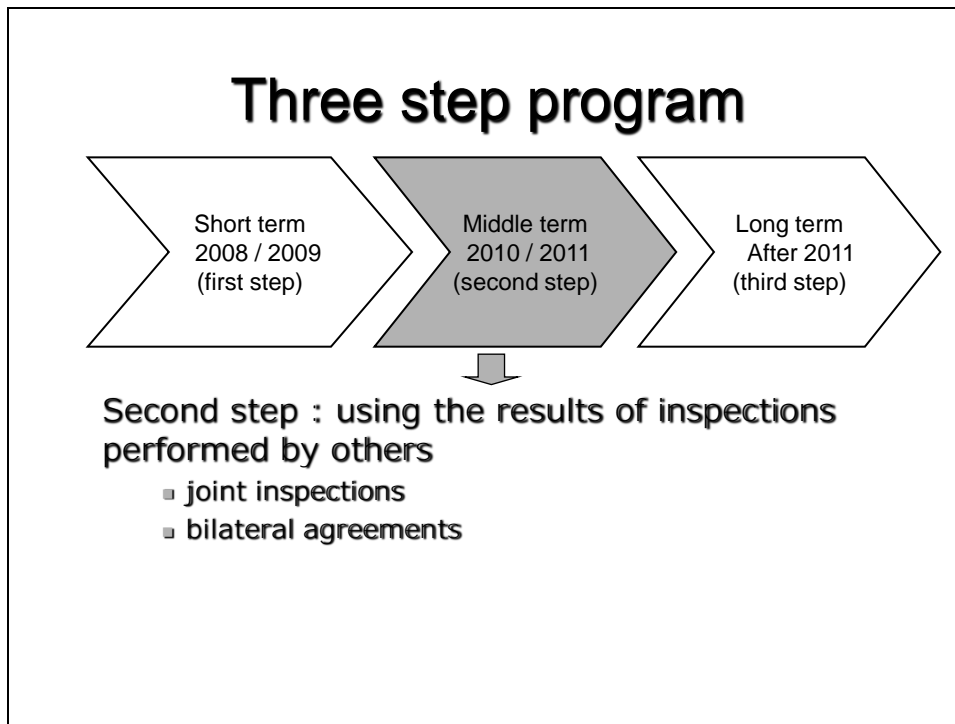
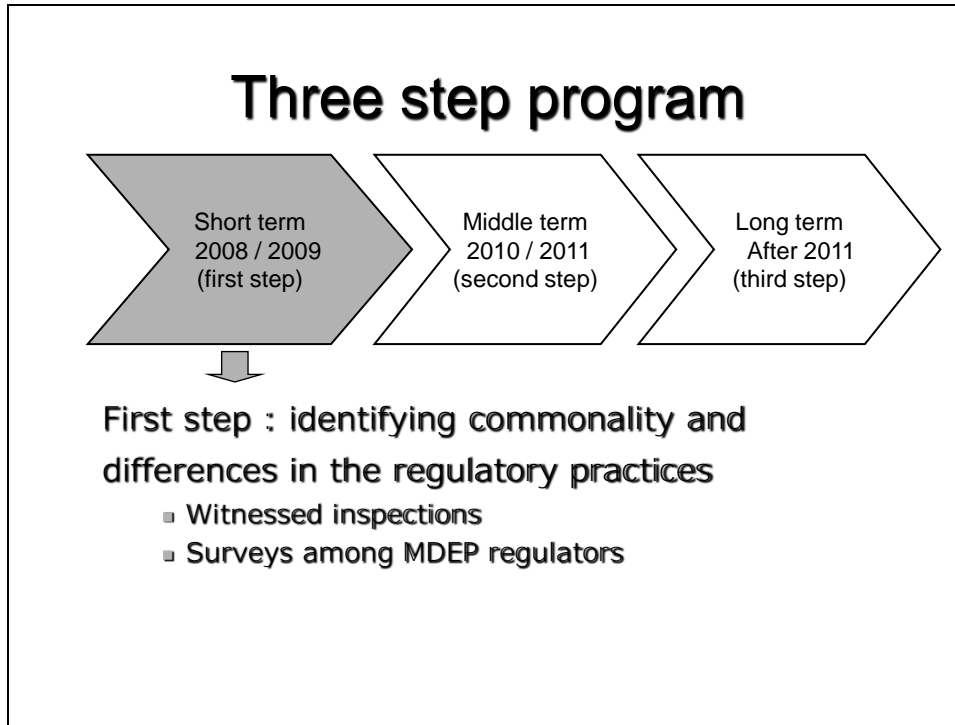
- Presentation of the working group
- Program plan: a three step approach
- First step: achievements
- Second step: plans
- Conclusion

The working group

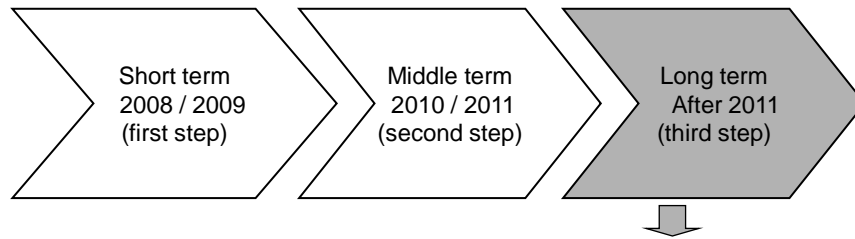
- To address this issue, a working group was created in 2008.
- Long term objective: to establish a common framework and to organize multinational inspections
- 10 countries are participating
- Scope: so far limited to pressure boundary components but will be expanded

Objective

- To reach the long term objective, a three step program plan has been established



Three step program



Third step : establishing a common framework

- international inspections

First step Achievement: witnessed inspections

- Witnessed inspection: an inspection conducted by a regulator and observed by one or several other regulators
- 4 witnessed inspections organized in 2008 and 6 in 2009
- The inspections were organized in 5 countries and involved 7 regulatory bodies

First step Achievement: witnessed inspections

- **Witnessed inspection**: an inspection conducted by a regulator and observed by one or several other regulators
- 4 witnessed inspections organized in 2008 and 6 in 2009
- The inspections were organized in 5 countries and involved 7 regulatory bodies

First step Achievement: survey results

Regulators carry out different types of inspections:

- Inspections aimed at checking that the licensees are performing appropriate surveillance of vendors
- QA audits
- Sample technical inspections performed on individual components with hold points and notification points

First step Achievement: survey results

- A survey on QA requirements was conducted (comparison with 10 CFR 50 Appendix B)
- This survey showed that QA requirements are very similar in MDEP countries

First step Achievement: conclusion

- MDEP regulatory bodies have deepened their knowledge of other countries' practices
- QA inspections and audits are a good area of cooperation
- Bilateral agreements could be established for technical inspections
- Long lead items will be a key issue

Second step (2010 / 2011)

- **Objective:** use the results of inspections performed by other regulators

- **Program plan:**
 - QA inspections and audits
 - Bilateral agreements (could be addressed outside MDEP)
 - Long lead items

Second step (2010 / 2011)

- **Objective:** use the results of inspections performed by other regulators

- **Program plan:**
 - QA inspections and audits
 - Bilateral agreements (could be addressed outside MDEP)
 - Long lead items

Second step (2010 / 2011)

QA audits

- Improve the knowledge of QA requirement of participating countries
- Organize *joint inspections* (inspections or audits conducted by a regulator with the participation of other regulators on the inspection team)
- 2 or 3 joint inspections (QA inspections or audits) to be organized
- May require international training of inspectors

Second step (2010 / 2011)

- Long lead items have to be manufactured well in advance
- The final project or the country of destination may not be known
- A key issue: the surveillance performed by the licensee
- The Working Group is meeting the industry on October to address these issues

Conclusion

- **Benefits for safety:**
 - Use of other regulators' best practices
 - Shared inspection results
 - Improved efficiency and effectiveness of vendor inspection programs by building on other regulators' work

- **Benefits for the industry:**
 - Convergence of regulatory requirements
 - Less frequent but more comprehensive inspections

Session 3 (cont.)

Issue-specific activities panel

(Panel member contributions can be found in Appendix A on page 199.)

Session 4

Industry initiatives on new reactor designs

Session 4 summary

The following persons made remarks and presentations on the status of the issue-specific working groups on Digital Instrumentation and Control (DICWG), Codes and Standards (CSWG), and Vendor Inspection Co-operation (VICWG):

- Michael Micklinghoff, E.ON Kernkraft, Vice-President and, WNA/CORDEL, Chairman, and Chair of Session 4, Part 1
- Takuya Hattori, President, Japan Atomic Industrial Forum, Inc., (*presentation given by Masashi Yokota of JAIF*)
- Bernard Fourest, EURELECTRIC, Senior Safety Advisor
- Christian Raetzke, E.ON Kernkraft, Vice-President, International Regulatory Affairs, WNA/CORDEL representative
- Vladimir Asmolov, JSC “Concern ENERGOATOM”, First Deputy Director General
- Alex Tsela, PBMR Company, General Manager of Nuclear Safety, Licensing and SHEQ

Included in the session’s presentations was information on the history of nuclear power in Japan and the situation of new reactor plants there, as well as details of the new VVER reactor design in Russia. PBMR design activities were also discussed in this session.

The EURELECTRIC representative presented information on standardisation efforts by his organisation and its members and the European Nuclear Installations Safety Standards (ENISS) Initiative. ENISS was created to establish a common licensee view to WENRA.

The World Nuclear Association (WNA) Co-operation in Reactor Design Evaluation and Licensing (CORDEL) working group representative provided a presentation about standardisation. CORDEL’s agenda is for international standardisation of reactor designs and addressed industry and the regulator’s roles. A highlight of the presentation is the identification that due to national regulatory differences, licensing of standardised design across a range of countries is very difficult. On the regulatory side, WNA/CORDEL’s presentation proposed three main targets including (1) design approvals with international impact, (2) harmonisation of safety requirements, and (3) alignment in licensing procedures. CORDEL proposed a three-step integrated process to address these challenges: Step 1, sharing design assessments; Step 2, accept another regulator’s design approval; Step 3, issue international design certification.

This proposal was seen as very interesting and elicited much feedback in this and the following session. MDEP regulator representatives cautioned that, as indicated in WNA/CORDEL’s presentation, each national regulatory authority has its sovereign responsibility to assess the safety of reactor designs that are licensed, constructed, and operated within its own borders and pursuing an international design certification may challenge those sovereign authorities. Furthermore, MDEP regulators cautioned that the licensing of nuclear power plants is as much a political process as it is a technical process and established regulatory procedures have developed over time due to national and international experiences with nuclear power. Also, MDEP is already doing some of the tasks identified in Step 1 of WNA/CORDEL’s proposal and perhaps in Step 2. It was agreed that this proposal needs further discussion in other fora and perhaps should be modified to reflect the political nature of licensing new nuclear power plants.

The following persons took part in the Panel Session on Industry Initiatives on New Reactor Design Activities following the presentations:

- Paul Rorive, FORATOM, President and Chair of session 4, part 2
- Mike Weightman, HM Chief Inspector, UK Nuclear Installations Inspectorate, and MDEP PG member
- Wei Jiang, China's National Nuclear Safety Authority (NNSA), Deputy Director-General, Department of Nuclear Safety Management and STC member
- Jerald Head, GE-Hitachi, Vice-President, Regulatory Affairs
- Kiyoshi Yamauchi, Mitsubishi Heavy Industries, Nuclear Energy Systems, Executive Officer and Senior Vice-President
- Bernard Salha, EDF, Director of the Nuclear Engineering Division
- Robert Goodman, Ontario Power Generation, Director of Engineering for the Darlington New Nuclear Project

Japanese Nuclear Industry representative

*Mr. Hattori, President, Japan Atomic Industrial Forum, Inc.
(presentation given by Mr. Yokota of JAIF)*



The slide features a white background with a black border. In the top left corner, the text "LIGHTS.ON" is visible. In the top right corner, there is a logo for JAIF (Japan Atomic Industrial Forum) consisting of a stylized atom symbol with the letters "JAIF" below it. The main title "Industry's Perspective on MDEP Activities" is centered in a large, bold, black font. Below the title, a horizontal line is drawn, with a decorative graphic element on the left side consisting of a black square and a vertical line. Underneath the line, the text "NEA/MDEP Conference" and "Sep.10-11" is centered. At the bottom, the text "Japan Atomic Industrial Forum, Inc." and "Takuya HATTORI" is centered.

**Industry's Perspective
on MDEP Activities**

**NEA/MDEP Conference
Sep.10-11**


**Japan Atomic Industrial Forum, Inc.
Takuya HATTORI**

LIGHTS.ON

JAF

MDEP ?

D'ou venons-nous ? Que Sommes-nous ? Qu allons-nous ?
by Paul Gauguin(1848~1903)



➔

Where Do MDEP Come From ?
What Are MDEP ?
Where Are MDEP Going ?

2

LIGHTS.ON

JAF

Look back to the past Experience in Japan

Nuclear Development Program in Japan

- * Introduction the Nuclear Tech. from UK & USA
- * Accumulation of Const. & O&M Experience
- * Improvement of Sys. & Component based on the Feedback of Const. and O&M experience
- * Improvement & Standardization Program
- * Development of advanced Rx (ABWR & APWR)

3

LIGHTS.ON

JAIF

Evolution of BWR Technology

“Simplification” is the Key Concept

The diagram illustrates the evolution of BWR technology through four stages:

- Dresden 1 (BWR/1):** A complex design with multiple steam generators and a large containment dome.
- Oyster Creek (BWR/2):** A design with a different steam generator arrangement.
- KRB (BWR/1):** A design with a more compact steam generator arrangement.
- Dresden 2 (BWR/3-6):** A design with a further simplified steam generator arrangement.

Arrows indicate the progression from Dresden 1 to KRB, Oyster Creek to Dresden 2, and finally from both KRB and Dresden 2 to the **ABWR**, which is a significantly simplified design with a single steam generator and a smaller containment dome.

4

LIGHTS.ON

JAIF

Improvement and Standardization Program in Japan (1)

- **Improvement and Standardization Program in Japan**
 - * **Phase I (1975~1977)**
 - * **Phase II (1978~1980)**
 - * **Phase III (1981~1985)**
- **ABWR & APWR is the final outcome of the Phase III**

5

LIGHTS.ON 

Improvement and Standardization Program in Japan (2)

Objectives of the Program

- * Enhance Safety
- * Improve Operability
- * Improve Maintainability
- * Reduce Radiation Exposure
- * Improve Availability Factor
- * Improve Constructability

6

LIGHTS.ON 

Improvement and Standardization Program in Japan (3)

- **Application of State of the Art Technology**
 - * Advanced I&C (Digital Control Sys.)
 - * Latest Analytical Design Method (FEM)
 - * Simulation Technique
 - * PSA Methodology
 - * Advanced Manufacturing Method (ex. Welding and Forging)
 - * Advanced Construction Method
- **The Basic Policy is “Test before Use”**
 - * Qualification Test program by Full Size Mockup 7

LIGHTS.ON

JAIF

Improvement and Standardization Program in Japan (4)

- **Feedback from Const. and O & M experience**
- **Lessons Learned from Accidents**
 - * Fire Protection ····BF
 - * Human Factor ····TMI
 - * Man Machine Interface ····TMI
 - * Emergency Preparedness ····TMI
 - * Severe Accident ····TMI/Chernobyl
 - * Safety Culture ····Chernobyl
- **Adoption of latest Knowledge and Data Set**

8

LIGHTS.ON

JAIF

Improvement of Management Sys.

While the Improvement and Standardization Program executed, management sys. have been continuously improved to enhance operational safety, quality and reliability.

- * Enhancement of QMS
- * Improvement of Emergency Preparedness
- * Improvement of Human Performance
- * Adoption of the Third Party's Review
(WANO peer review, IAEA OSART etc.)
- * Enhancement of Knowledge Management Sys.

9

LIGHTS.ON



Where are we standing now ?


- Safety, Quality and Reliability have been reaching nearly to the acceptable level.
- What's next ?

➔ Realization of the Nuclear Renaissance !

- How can we cooperate internationally to realize the Nuclear Renaissance ?

10

LIGHTS.ON



Nuclear Renaissance

- MDEP Activity could be the strong leverage for realization of the Nuclear Renaissance.
- What and How ?

➔ Can we learn and share any lessons from the past experience ?
(e.g. ABWR development)

11

LIGHTS.ON



MDEP(1)

Experience of ABWR Development

- Qualification of new design concept
 - * V&V of Digital I&C sys.
- Establishment of manufacturing process
 - * Large component by forging
- Establishment of advanced const. method
 - * Modularization of sys., structure & components
- Certification of the Standard Design
 - * Design Certification (DC) by US-NRC

12

LIGHTS.ON

MDEP(2)

Expected outcome of MDEP activities

- * internationally harmonized qualification process for new design concept
- * internationally harmonized code & standard for Rx. Pressure boundary
- * internationally harmonized basic safety principle

13

LIGHTS.ON



MDEP(3)

Expected benefits for the Industry from MDEP activities

- * minimize Licensing Risk**
- * safety, quality and economy level could be improved**
- * improve the confidence of general public**

14

Summary

- First priority is “Make the Nuclear Renaissance happen in timely manner”. So, MDEP should be practical in terms of scope and coverage.**
- In order to contribute to the Nuclear Renaissance, Japanese Industry is prepared to cooperate together with the MDEP activities.**

15

European Utility Network representative

Mr. Fourest, Senior Safety Advisor, EURELECTRIC




UNION OF THE ELECTRICITY INDUSTRY
eurelectric

**Towards Design Standardization and
Safety Harmonisation :
European Nuclear Utility Initiatives**

Bernard FOUREST
Eurelectric representative
Senior safety adviser EDF nuclear Engineering

MDEP Conference Paris 10-11
September 2009



Introduction (1/2)

From a utility perspective, standardisation of reactor designs provides:

- Economic benefits by reduction of construction and operational costs
- More certainty in licensing process and therefore reduction of financial risks
- But also safety benefits with allowing larger and more efficient feedback in construction and operation of fleets of similar designs

MDEP Conference Paris 10-11
September 2009



Introduction (2/2)

- In the early nineties several european utilities got together to prepare specifications for the next generation of NPPs to be built in Europe:
European Utilities Requirements (EUR)
- In 2005, as a counterpart of WENRA initiative to define safety Reference Levels for existing nuclear facilities, European nuclear utilities established ENISS inside FORATOM:
European Nuclear Installation Safety Standards

MDEP Conference Paris 10-11
September 2009



The EUR project initial objectives (1991)

- Light water reactor plants only
- Reduced licensing risks
 - Quite high safety objectives: common rules valid for a long enough time and in a wide enough area
 - Improved acceptance by the public and the administrations
 - Safety harmonisation : within Europe and, as far as possible, with USA
- Increased LWR plant competitiveness
 - allowing the development of standard designs usable throughout a wide area
 - promoting cost-effective design features
 - establishing conditions for a fair competition between the vendors
- Open electricity market
 - Harmonised design requirements

MDEP Conference Paris 10-11
September 2009



EUR today: a mature cooperative organisation of European utilities

- working together since 1992
- committed to keep the nuclear option open
- sharing specification and development works for Gen 3 LWR plants
- involving most of the major European electricity producers.
- operating a very large nuclear fleet: more than 130 LWRs + others
- in competition with each other

MDEP Conference Paris 10-11
September 2009

EUR: a hub to harmonise European utilities views & requirements and to make Gen 3 a reality in Europe

- a utility network to share experience in plant specification (including conventional part and grid interface), design evaluation, licensing ...
- a common bridge with external stakeholders
 - the vendors
 - the regulators: safety (WENRA), HV grid, ...
 - the EUR counterparts outside Europe: EPRI, Asian utilities, ...
 - the international organisations: IAEA, OECD, EU, WNA...
 - the education and training organizations and networks: ENEN, WNU, ...

MDEP Conference Paris 10-11
September 2009











EUR volume 3: analyses of compliance of the selected LWR projects vs. the EUR generic requirements

- analyses at detail level
 - each of the 4000 requirements (shall, should, may) of the EUR volumes 1 & 2 is analysed by EUR utilities' engineers from information supplied by the vendors.
 - standard scale of compliance for all the projects
 - rationales & references
 - cross-checking between the different assessments
 - several man•years for each project
- the detailed analyses are not published
- only the main deviations are highlighted in the published part as well as the main "compliance with objectives".

MDEP Conference Paris 10-11
September 2009

EUR volume 3

BWR	EPR	EP 1000	SWR 1	ABWR	AP 1000	VVER AES	EPR
1400 MWe evolutionary Westinghouse June 2007	1600 MWe 4-SG Areva Dec 1999	1000 MWe 3-SG PWR with features Westinghouse Dec 1999	1000 MWe BWR with features Areva Feb 2007	1400 MWe evolutionary General Electric Dec 2001	1000 MWe 2-SG PWR safety features Westinghouse May 2007	1000 MWe 4-SG PWR with safety features AEP Moscow Dec 2007	1600 MWe 4-SG evolutionary PWR Areva July 2009
							

MDEP Conference Paris 10-11
September 2009

The TRENDS

- The EUR document is more and more used as a specification for Gen 3 reactor bids
- The EUR document is being maintained and improved
 - Revision B of the EPR just completed
 - Preliminary works on MHI's APWR evaluation
 - Other Gen 3 LWR projects?
- The EUR organisation keeps enlarging
 - EnergoAtom (Ukraine), CEZ (Czech Republic) have been welcomed into the EUR organisation
 - ENEL and Endesa have re-entered the organisation
 - MVM (Hungary) associate member

MDEP Conference Paris 10-11
September 2009

ENISS :European Nuclear Installations Safety Standards Initiative

Objectives

- To establish a common licensee view with respect to the "WENRA RLs"
- To present the industry position in discussions with WENRA
- To support an exchange of information about the interaction of license holders with their national regulators, in order to achieve a harmonised set of new regulations.
- To create an information platform for the European nuclear license holders with respect to new national and international regulatory activities
- To strengthen the influence in the revision work of the IAEA Safety Standards
- To cooperate with the European Institutions on regulatory issues in the area of nuclear safety, radiation protection, waste management and decommissioning
- To collaborate with international associations dealing with regulatory issues

MDEP Conference Paris 10-11
September 2009

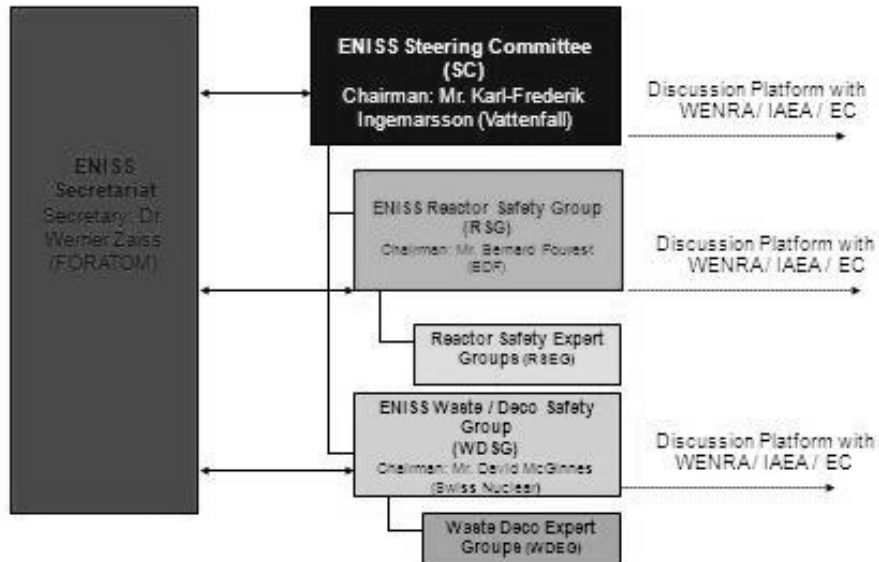
ENISS – Membership

All ENISS Members are representing licensees

- Belgium (Tractebel, Electrabel)
 - Finland (Fortum, TVO)
 - Germany (EON, RWE)
 - Italy (SOGIN/ENEL)
 - Spain (UNESA)
 - The Netherlands (EPZ)
 - France (EdF, AREVA NC)
 - Sweden (EON-Se, Vattenfall AB)
 - Switzerland (Swiss Nuclear)
 - Czech Republic (CEZ)
 - Hungary (Paks NPP)
 - Slovakia (Slovenske Elektrarne, JAVYS*)
 - Romania (Nuclearelectra)
 - Bulgaria (Kozloduy NPP)
 - United Kingdom (BE)
 - Slovenia (Krško NPP)
 - Lithuania (Ignalina NPP*)
- *involved only in waste & decommissioning activities

MDEP Conference Paris 10-11
September 2009

ENISS - Organisation



MDEP Conference Paris 10-11
September 2009

Interaction with WENRA

In January 2006, WENRA published three Harmonisation Reports:

- Harmonisation of Reactor Safety in WENRA Countries
- Waste and Spent Fuel Storage Safety Reference Levels Report for Nuclear Facilities
- Decommissioning Safety Reference Level Report for Nuclear Facilities

Comments and suggestions by stakeholders were asked for end of May 2006

MDEP Conference Paris 10-11
September 2009

WENRA – ENISS Interaction – Reactor Safety

A constructive dialog between WENRA and ENISS on its comments

- Several meetings on 2006/2007
- Several sets of comments from ENISS
- Explanatory notes prepared by WENRA (on PSA) and by ENISS (on fire protection)
- Proposed Interpretations of some RLs by ENISS agreed by WENRA

WENRA published a new set of RLs on January 2008

Futur interactions expected on Safety Objectives for GEN 3 being prepared by WENRA on 2010

MDEP Conference Paris 10-11
September 2009

WENRA-ENISS Interactions: Waste/Spent Fuel Storage and Decommissioning:

- First Drafts issued in January 2006, but without benchmarks
 - ENISS provided comprehensive comments
 - Consultation and discussion between ENISS and WENRA WDWG
 - Version 2.0 both to be issued end of 2009
- Stakeholders are invited to provide comments

MDEP Conference Paris 10-11
September 2009

ENISS Participation in the Revision of the IAEA Safety Standards

- WENRA's Policy Statement: Influence the Revision of the IAEA Safety Standards as appropriate
- Strengthening the influence of European nuclear licensees on IAEA Regulatory Work with regard to nuclear facilities
- FORATOM/ENISS acting as a non-governmental organisation representing the European nuclear power plant licensees
- IAEA/ENISS Meeting to launch a cooperation agreement (8 February 2007)
- ENISS assistance in IAEA Drafting Groups, observer status in IAEA Safety Standard Committees (NUSSC, WASSC...)

MDEP Conference Paris 10-11
September 2009

ENISS involvement in IAEA Standard activities

Areas to be covered

(Priority on Requirements)

- NPP Design
- NPP Operation
- Management Systems
- Waste Management / Treatment
- Decommissioning
- Radiation Protection (with respect to nuclear safety)


MDEP Conference Paris 10-11
September 2009

EU Nuclear Safety Directive

- In the framework of the European Nuclear Energy Forum, ENISS suggested contents elements of this Directive: should be based on IAEA safety fundamentals, but no technical content
- Interactions with European Parliament
- Interactions with ENSREG

EU Nuclear Safety Directive approved by the Council on
June 2009

MDEP Conference Paris 10-11
September 2009



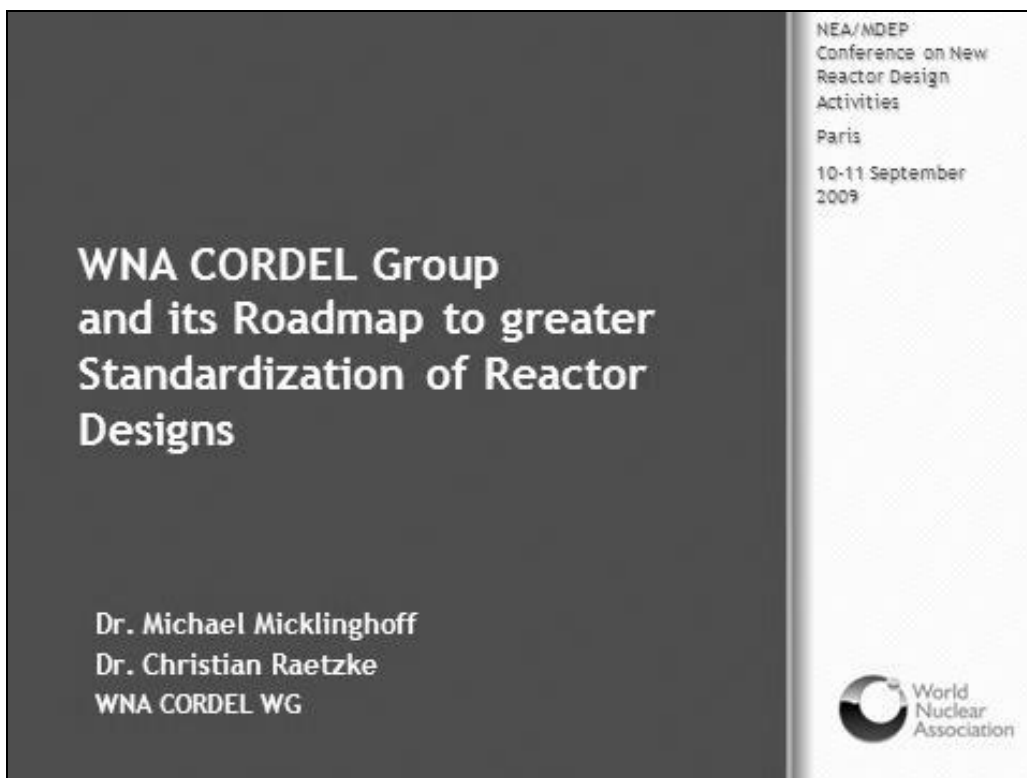
Conclusions

- With the EUR initiative, European nuclear utilities were the first to work towards standardisation of reactor designs at the international level.
- EUR requirements are being used by utilities in Europe and elsewhere as a basis for specifying new reactors.
- Some level of safety harmonisation is one of the precondition to standardisation.
- European nuclear utilities welcome WENRA initiative to establish Reference Levels for existing plants. It creates ENISS to interact with it, and this already provided concrete and positive results.
- ENISS and EUR will join their efforts to interact with WENRA on new reactor safety objectives.
- MDEP is an other steps towards standardisation and the nuclear industry is eager to support this effort.

MDEP Conference Paris 10-11
September 2009

WNA/CORDEL representative

*Micahel Micklinghoff, Chairman, CORDEL Group,
Vice-President, E.ON Kernkraft GmbH*



2


WNA CORDEL Working Group

Cooperation in Reactor Design Evaluation and Licensing (CORDEL)
Founded in January 2007

Membership:
Includes all major vendors and many utilities interested in new build.

Chairman: Michael Micklinghoff (E.ON)
Vice Chairman: Francois Bouteille (AREVA NP)


Companies: AREVA NP, Atkins, Atomstroyexport, British Energy, EDF, ENDESA, ENEL, NNEGCO Energoatom, E.ON, EXCEL Nuclear Services, GE-Hitachi, Hitachi-GE Nuclear, KHNP, Mitsubishi Heavy Industries, NOK, OPG, Rosenergoatom, RWE Power, TEPCo, TVO, Westinghouse, also FORATOM/ENISS, EUR, EPRI, ISO



3

CORDEL's agenda: International standardization of reactor designs

- International standardization means that each vendor's design can be built by a vendor, and ordered by a utility, in every country without obligatory adaptation to specific national regulations
- Standardization will
 - help deliver large-scale worldwide new build of nuclear power plants
 - bring benefits for safety



Standardization and safety

- Fleets of standardized designs offer a broad basis for construction and operation experience feedback
- Design improvements could be implemented across the fleet
- Risk of a design shortcoming affecting the whole fleet (large scale shutdown) is small due to high probability of early detection of design flaws

Standardized advanced plants will bring additional safety layers for design, construction, operation and decommissioning



Standardization: Industry's role

- Industry's commitment to standardization - definition of utilities' requirements for new reactors (EUR, URD)
- Industry should work together towards common industrial nuclear Codes & Standards, i.e. mechanical codes, I&C.
- Vendors should share existing licence application documents with applicants and regulators
- Owners' Groups to be strengthened in order to facilitate the exchange of operation experience and of design improvements within the fleets and across the fleets
- Operators and vendors to jointly tackle the issue of a Design Authority to maintain design knowledge across the whole life cycle of a nuclear power plant



6

Existing regulatory/legal situation

- Each reactor project needs a licence issued in a specific procedure after full assessment by the competent regulatory body
- Licence is issued according to special national licensing procedures, which vary considerably
- Licence is based on national safety requirements, which are similar in high-level goals, but vary considerably in details

▶ **This makes licensing of standardized designs across a range of countries extremely difficult**



7

Role of Regulators and Governments

- Standardization as such must be delivered by industry...
- ...but industry needs to be enabled to do so by starting new approaches within national and international regulatory frameworks
- Three main targets to tackle the situation presented in the previous slide:
 - **design approvals with international impact**
 - **harmonization of safety requirements**
 - **alignment in licensing procedures**



Potential regulatory hurdles on the way to standardization

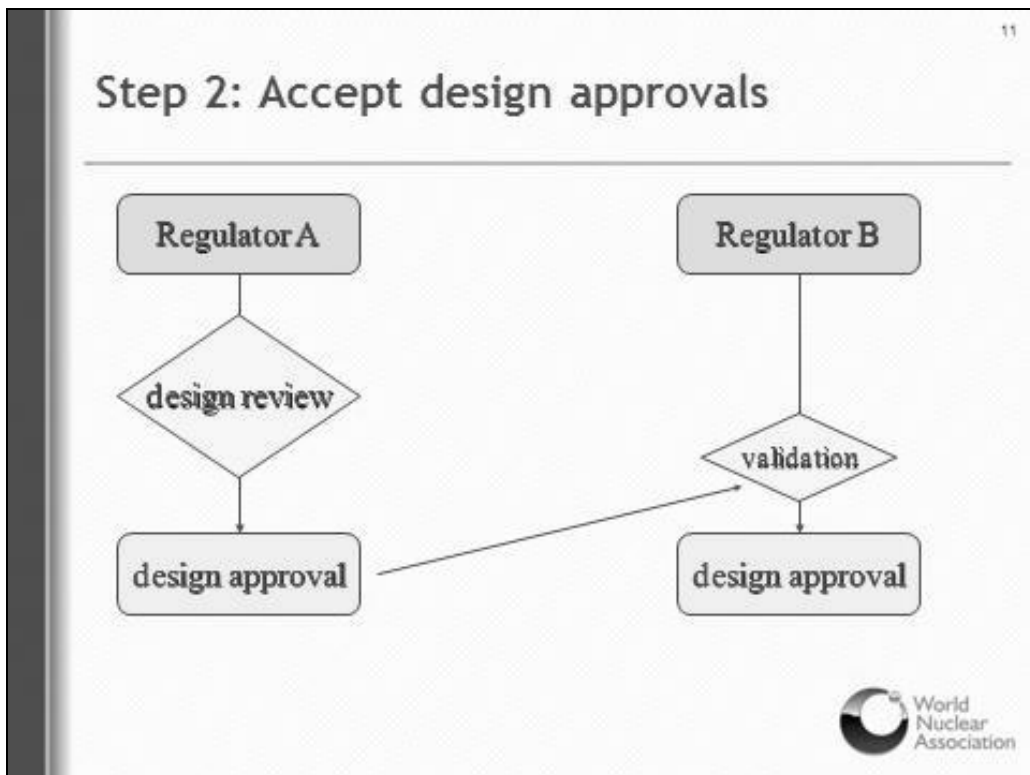
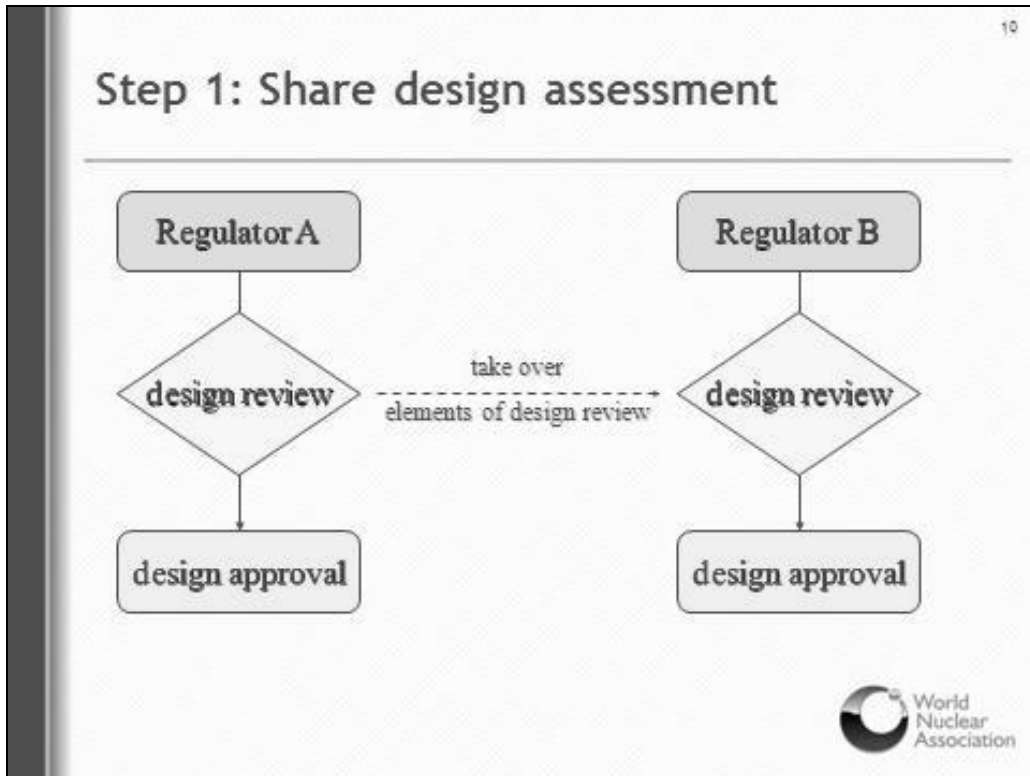
- Sovereignty of each country's regulator has to be respected
- Regulators are bound by law to apply their national safety requirements and licensing procedures
- Regulators need to build up knowledge of the design



The CORDEL integrated approach: 3 steps towards standardization

CORDEL proposes **3 subsequent steps to overcome these hurdles and to** achieve full international **standardization** of reactor designs







Step 2: Mutual acceptance of design approvals (1)

Mutual acceptance of design approvals – a facilitated takeover of a foreign design approval

- not “automatic” but through a “validation” procedure. There are models for this, e. g. transport casks for radioactive waste.
- Focus for national regulator would be on “local” site-specific and operator-specific issues
- Adaptation of national legislation may in some countries be necessary to permit taking over foreign design approvals



Step 2: Mutual acceptance of design approvals (2)

Example: Italy's new Act on Energy Companies, Act no. 99 of 23 July 2009, Art. 25, 2 i):

[Government is empowered to issue] a provision that **licences** relating to technical requirements and specifications for reactor designs which have been licenced in the past 10 years by the competent authorities in member states of OECD-NEA, or in states linked to Italy by bilateral agreements ... in the nuclear sector, will be considered to be valid in Italy after approval by the Nuclear Safety Agency



Step 2: Mutual acceptance of design approvals (3)

- Licensing processes and documents should be aligned so that the design acceptance of one country would fit into the licensing sequence of another country
- Contents of supporting documents should be harmonized (e.g. US Design Control Document and UK Pre-construction Safety Report)
- Strong alignment of safety requirements is necessary. Two possible ways:
 - harmonization of national regulations to jointly agreed or international standards (see WENRA)
 - acceptance of foreign regulations on a case-to-case basis



Step 3: International Design Certification

- International Design Certification - issued by a team of all concerned regulators (MDEP?) or by an international organisation
- National regulator assesses applicability to local circumstances, and supervises construction, commissioning and operation
- International Design Certification is owned by the vendor and is valid for entire design life
- Vendor is responsible for maintaining design authority, operator is "intelligent customer" (it wouldn't make sense to maintain 20 design authorities for one design.....)




18

Standardization: Role of WNA CORDEL

Industry is prepared to provide CORDEL with resources

- to promote standardization of designs
- to support regulators
- to encourage production of international codes and standards by international standards organizations and
- to make further steps towards strengthening best practice sharing and experience feedback mechanisms (via owners' groups)




19

Standardization: Role of MDEP

CORDEL proposes giving MDEP an enhanced role:

- MDEP's role should be strengthened in order to strive with new impetus towards joint design reviews and multinational design approvals
- MDEP should become international institution backed by inter-governmental agreements crafted under the auspices of IAEA or OECD-NEA
- MDEP needs its own workforce
- MDEP should work on comprehensive design reviews and, as a product of this work, make proposals for harmonization of safety standards to its member states



Standardization: Role of governments and IAEA

- A facilitated take over of Design Approvals by foreign regulators and an international harmonization of regulations may in the long run require
 - some changes in national legislation
 - creation of inter-governmental agreements
- This new framework would be beneficial for all - for established nuclear countries and for emerging nuclear countries or those with a small nuclear program
- IAEA is the most appropriate platform to coordinate inter-governmental initiatives



CONCLUSIONS (1)

WNA CORDEL Group proposes 3 subsequent steps to achieve full international **standardization** of reactor designs:

1. **Acceptance of design reviews** done by foreign regulators
2. **Acceptance of design approval** by a foreign regulator
3. Issuance of **internationally valid design certification**

In parallel and to enable this, national licensing procedures and safety requirements have to be harmonized.



CONCLUSIONS (2)


Stakeholders in the process - all have to be involved

- **Industry:**
 - operators and vendors: Owners' Groups, information exchange, systematic implementation of design improvements, maintaining of Design Authorities
- **Regulators:**
 - National regulators can already achieve great convergence within existing legal frameworks during Step 1
 - Fresh imperative for MDEP
- **Governments:**
 - Adjustments in national legislation may be required for Step 2
 - Creation of international legal framework
- **International organizations:**
 - IAEA and OECD-NEA to take more proactive part in harmonization



Representatives from other national nuclear power industries


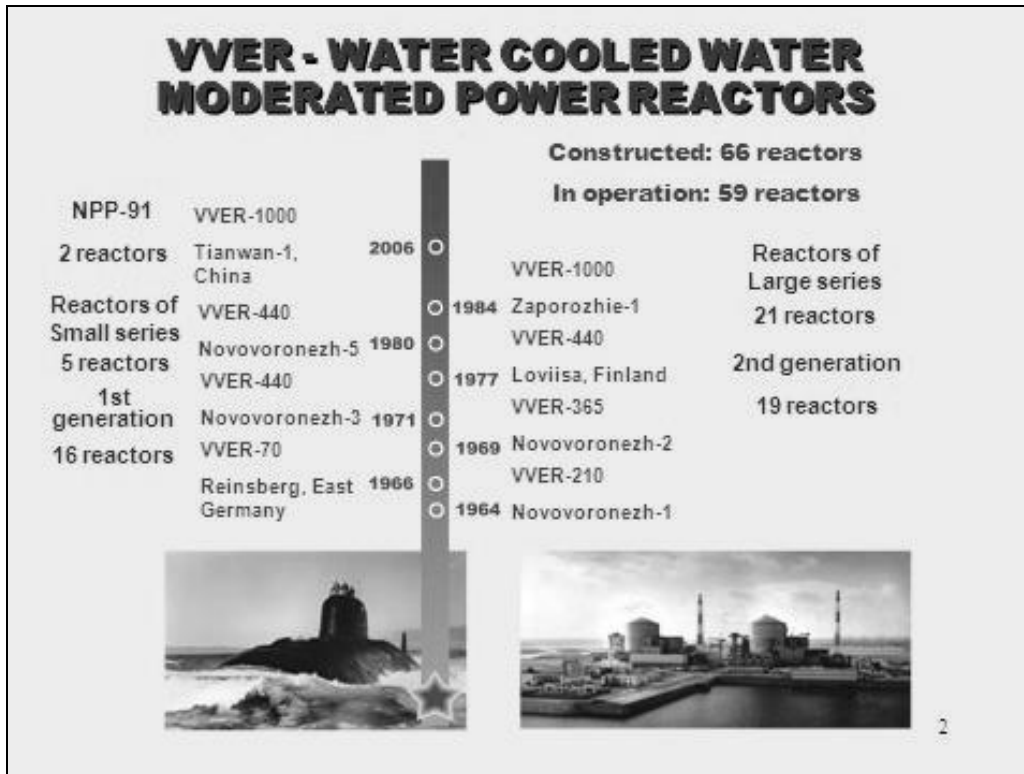
Vladimir Asmolov, ROSATOM, Energoatom



**Development of the
NPP Designs Based on
the VVER Technology**

V.G. Asmolov
Russian Federation

Paris, 10 - 11 September, 2009



Main goals of the NPP-2006 Project

- NPP-2006 nominal electric power - to be at least 1200 MW (gross);
- Design service life of the NPP main equipment – 60 years;
- Availability factor – 92%;
- Load factor – 90%;
- Duration of the overhaul life – not less than 8 years;
- Fuel cycle length – up to 24 months;
- Requirements for load follow characteristics –according to EUR;
- Feed water inventory - to be sufficient for decay heat removal within 24 hours;
- Total frequency of the core degradation – less than 10^{-6} per reactor-year

4

Achieved goals of the NPP-2006 Project

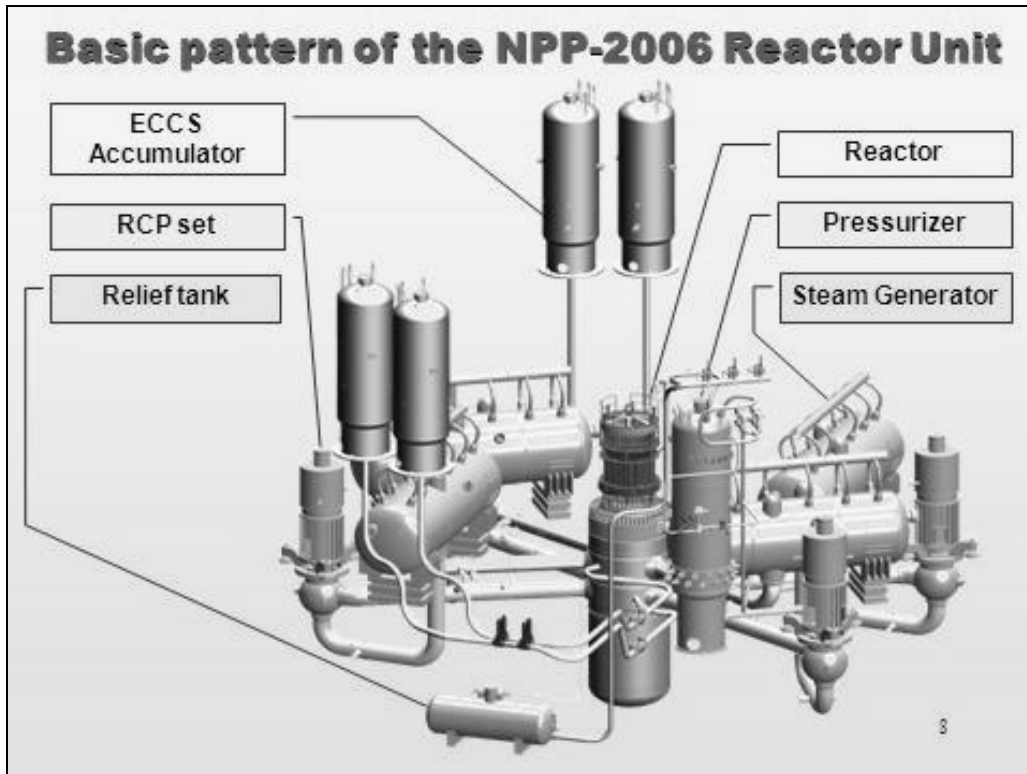
- Thermal power has been increased up to 3200 MW and Efficiency factor (gross) of a power unit has reached 36.2%, due to:
 - *Removal of excessive conservatism;*
 - *Improvement of steam turbine thermal circuit;*
 - *Improvement of steam parameters at the steam generator outlets;*
 - *Decrease of pressure losses in steam lines.*
- Economic efficiency has been improved through:
 - *Optimization of passive and active safety systems;*
 - *Unification of the applicable equipment;*
 - *Decrease of materials consumption;*
 - *Shortening of construction phase duration.*



Main parameters of the Reactor Unit

Parameter	NPPs with VVER-1000	NPP-2006
The reactor nominal thermal power, MW	3000	3200
Load factor	0.80	0.92
Coolant pressure at the reactor outlet, MPa	15.7	16.2
Coolant temperature at the reactor inlet, °C	290.0	298.6
Coolant temperature at the reactor outlet, °C	319.6	329.7
Maximum linear heat flux, W/cm	448	420
Pressure at the outlet of the SG steam header, MPa	6.27	7.0
Mass flow rate in the core, kg/(m ² ·s)	3850	3930
Minimum DNB ratio	1.30	1.38
Maximum level of fuel burnup, MW-day/kgU(FA)	55.0	59.7
Averaged level of fuel burnup, MW-day/kgU(FA)	49	55
Period between reloadings, months	12	12/18

7



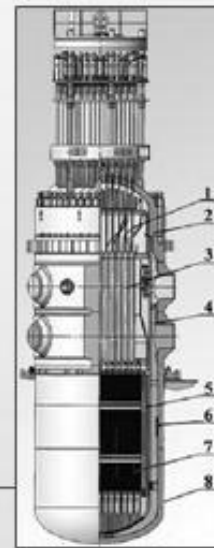
Design solutions for the basic equipment of NPP- 2006 reactor units

Reactor unit

Basic design distinctions:

- RPV inner diameter is extended by 100 mm as compared to the VVER-1000 RPV;
- Core baffle height is increased by 200 mm;
- The guiding frame for the CPS control rods in the protective tube unit is extended

Условные обозначения Symbols	
Сборка внутриреакторных детекторов In-core instrumentation detectors	1
Блок верхний Upper unit	2
Блок защитных труб Protective tube unit	3
Шхта внутрикорпусная Core baffle	4
Выгородка Core baffle	5
Образцы-свидетели Surveillance specimens	6
Зона активная Core	7
Корпус ядерного реактора Nuclear reactor vessel	8



10


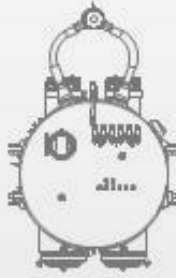
Reactor pressure vessel

Parameter	Value	
	NPP-2006	NPP with VVER-1000
Length, mm	11185	10897
Internal diameter, mm	4250	4150
Wall thickness in the core region, mm	197.5	192.5
Mass, t	330	320



11

Steam Generator



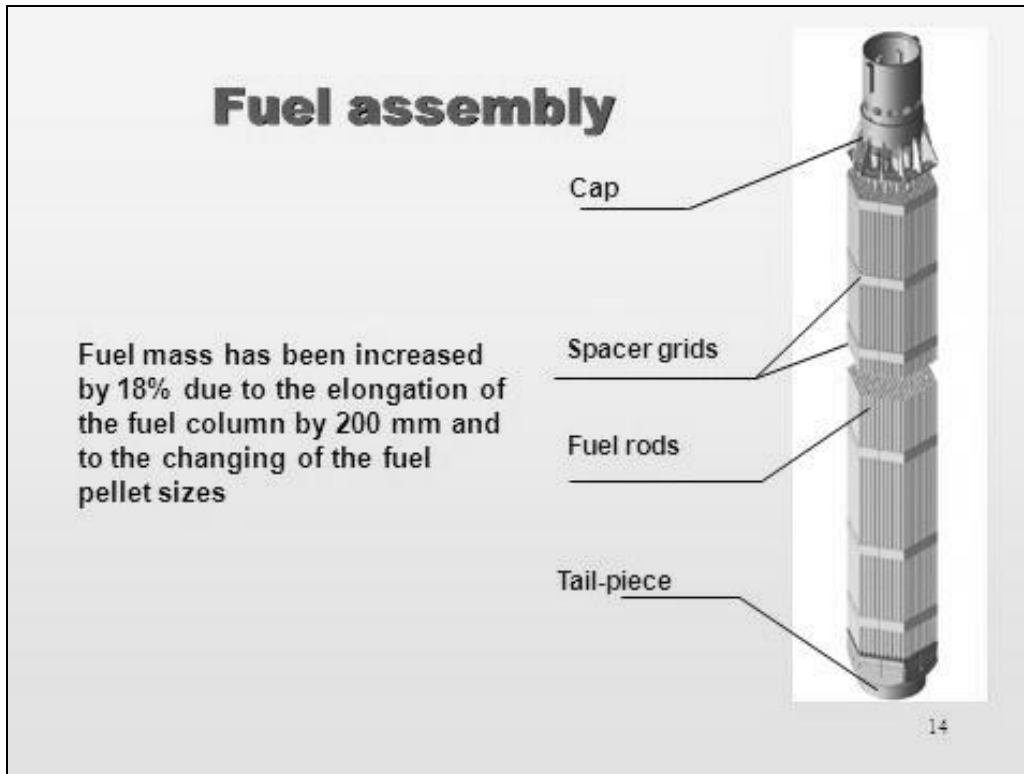
Parameter	NPP with VVER-1000	NPP-2006 SG of PGV-1000MKP - type
Inner diameter of the steam generator vessel, m	4.0	4.2
Tube bundle arrangement	staggered order	corridor-type
Steam pressure, MPa	6.3	7.0

12

Steam Generator

- the secondary side water inventory is increased from 52 up to 63 m³;
- rare corridor-type arrangement of tubes is used in the tube bundle;
- the flow rate in the tube bundle is increased;
- the opportunity of intertube space clogging with the separated sludge is reduced;
- easy access is provided into intertube space for inspection;
- the space under the tube bundle is enlarged to facilitate sludge removal

13



Safety systems

Comparison of Tianwan NPP and NPP-2006 designs

	Tianwan NPP	NPP-2006
ECCS active part	Separated four-channel systems of high and low pressure with a channel redundancy of 4 x 100 % each	Separated four-channel systems of high and low pressure with a channel redundancy of 4 x 100 % each
Emergency boron injection system	Four-channel system with a channel redundancy of 4 x 50 %	Four-channel system with a channel redundancy of 4 x 50 %
Emergency feed water system	Four-channel system with redundancy of 4 x 100 % with emergency feed water tanks	Four-channel system with redundancy of 4 x 100 % with emergency feed water tanks
Passive heat removal system (PHRS)	Not available	Available
Containment passive heat removal system (CPHRS)	Not available	Available
Core catcher	Available	Available


15

Passive heat removal systems (PHRSs) in the NPP-2006 design

- **SG passive heat removal system (SGPHRS):**
 - prevention of core melting in case of a BDBA
 - mitigation of radiological consequences of accidents with leakage from primary into secondary loop
- **Containment passive heat removal system (CPHRS):**
 - long-term heat removal from the containment in case of any BDBA

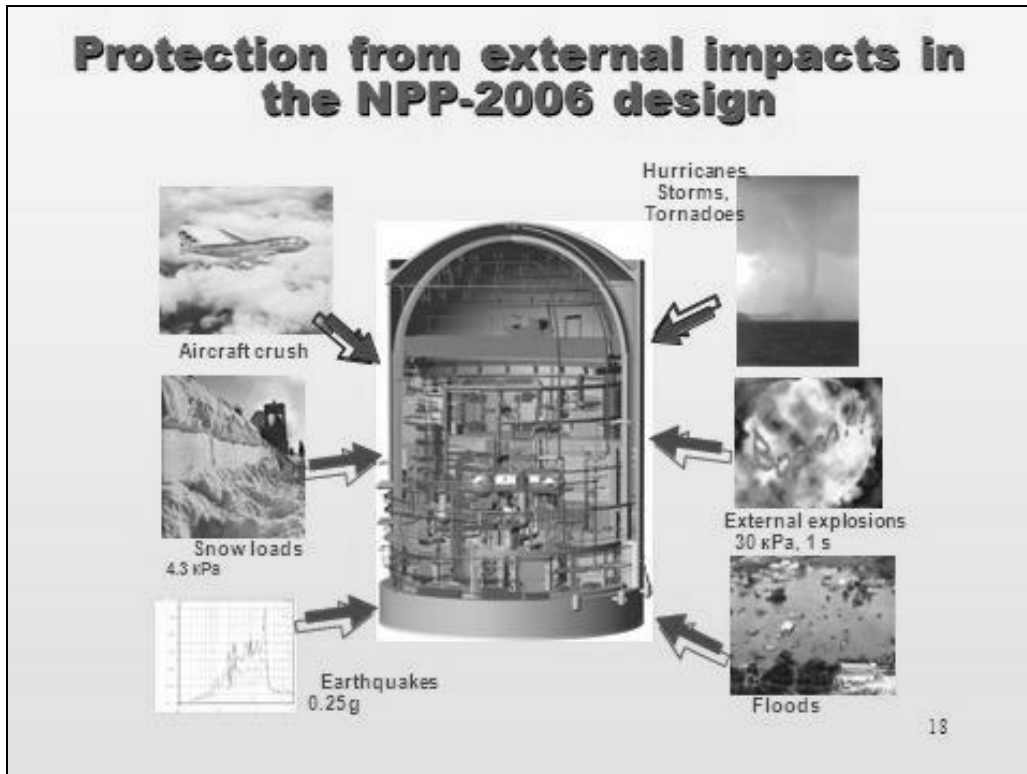
16

Core melt retention system (core catcher)



- Location under the reactor lower head
- Protection from thermal & mechanical impacts of the corium
- Provision for heat removal from the corium
- Provision for the corium subcriticality
- Reduction of gas release into the containment
- Provision for exothermal reactions

17



Expert reviews in the course of development and implementation of the NPP-2006 design

- The utility's peer review as part of the acceptance procedure :
 - departments of the Design Engineering branch;
 - departments of the Production & Operations branch.
- **Governmental authorities reviews:**
 - «Glavgosexpertiza» – design documentation and the site investigation results;
 - Rostechnadzor – licensing.

Near-term prospects of the VVER technology development (NPP-2006M)

- **Employment of MOX fuel**
- **Introduction of a renovated vessel steel with increased radiation resistance**

20

Long-term prospects of the VVER technology development

- **More efficient use of uranium and plutonium**
- **Increasing thermodynamic efficiency**
- **Reduction of investment risks**

21

Goal features of an innovative NPP unit based on the traditional VVER technology

- **Fuel utilization** - operation with breeding ratio (BR) ~ 0.8 – 0.9 and natural uranium consumption 130 – 135 t/GW (e) per year
- **Thermodynamic efficiency** - improvement of the efficiency coefficient by optimization of the steam generator design and by the maximum possible increase of steam parameters
- **Investment payback** – shortening of the construction period down to 3.5 – 4 years due to the industrial modular fabrication

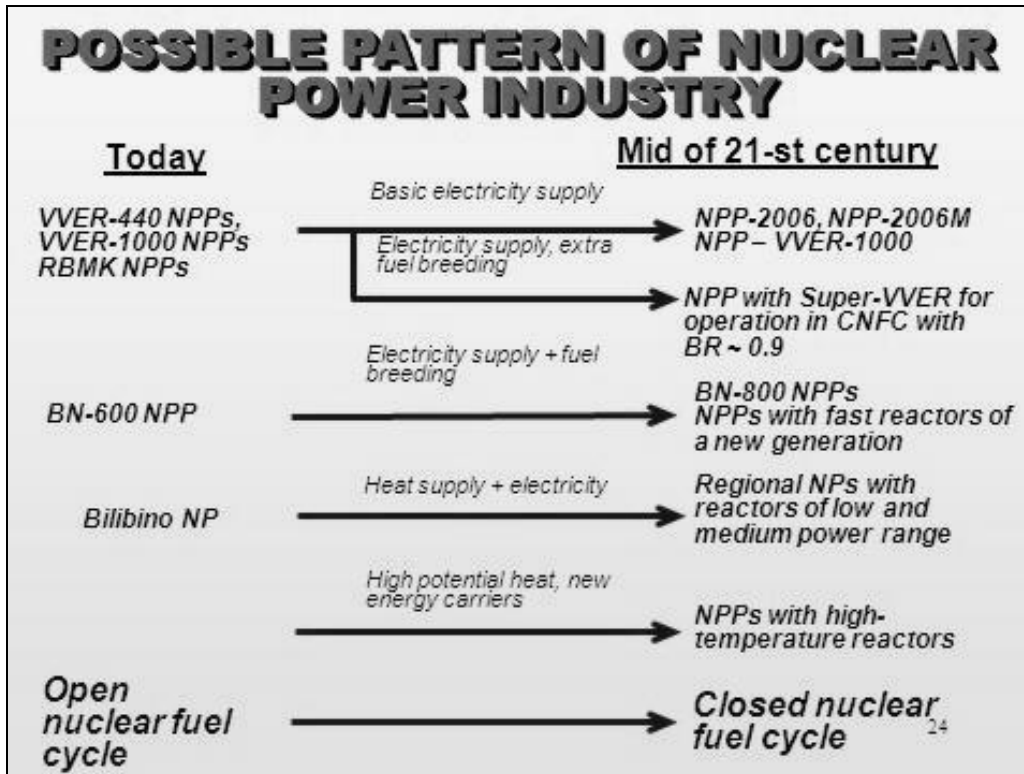
22

Fields of R&D towards innovative design of the vessel-type water-cooled reactors

(options of NPPs with SUPER-VVER)

- **Cooling with water of subcritical parameters, with the capability for neutron spectrum control**
- **Cooling with boiling water of subcritical parameters**
- **Cooling with supercritical pressure water in variable neutron spectrum:**
 - in direct-flow one-loop reactor unit
 - in two-loop reactor unit
- **Steam cooling in subcritical and supercritical pressure ranges of the fast neutron spectrum**

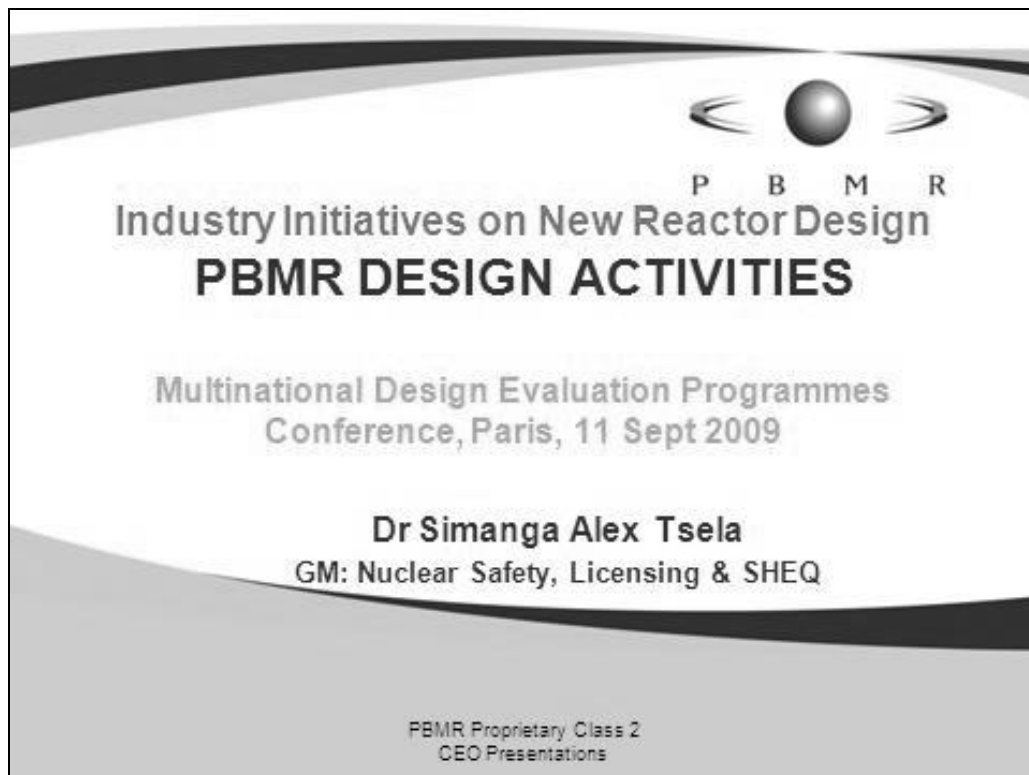
23



Representatives from other national nuclear power industries

Alex Tsela

General Manager of Nuclear Safety, Licensing & SHEQ, PBMR Company



PRESENTATION

- Context: South Africa and PBMR
- Design Activities
- International Collaborations
- Cooperation with MDEP



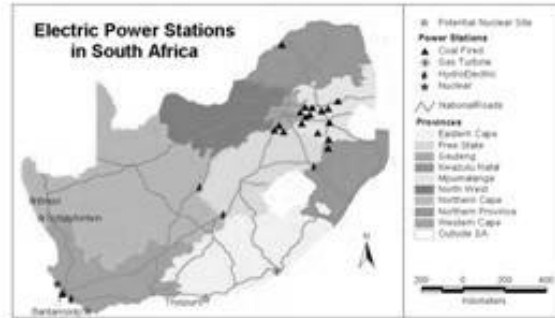
The historical SA Nuclear Industry & SA's nuclear capability



© Copyright 2009 by PBMR

Page 3

South Africa is committed to promoting sustainable development of human kind through implementing relevant policies & effectual measures



Development of strategic competence 1969 - 1989



Uranium Enrichment



Fuel fabrication

Weapons programme




Two PWR Reactors at Koeberg, Cape Town



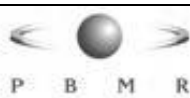
VAALPUTS Waste Disposal Site – Northern Cape





Current PBMR Investors & Corporate Governance

- SA Government (grant)
- IDC
- Eskom
- Westinghouse
- Operate under a Co-operation agreement (shareholders agreement to be signed)
- PBMR Board and sub-committees maintain Corporate Governance



Board of Directors



Dr. Abbeir Ruten
PBMR
Chairman



Mr. Jaco Klok
PBMR
Chief Executive Officer



Mrs. Lynette Mlwa
PBMR
Chief Financial Officer



Dr. Alex Thela
PBMR
GM Nuclear Licensing, Safety & SHEQ



Dr. Regis Mazze
Westinghouse
Senior Vice President & Chief Technology Officer



Mr. Robert Pearce
Westinghouse
Director, Global Business Development Nuclear Power Plants



Ms. Erica Johnson
Eskom
Managing Director System Operations & Planning Division



Mr. Gert Coovs
IDC
Chief Financial Officer



Mr. Setaekane Molepo
IDC
Head Metal, Transport and Machinery Products Strategic Business Unit



Dr. Rob Adam
Necsa
Chief Executive Officer



Mr. Peter Reader
Consultant (Ex Director, Corporate Projects of BHEL)





Mr. Ruan Neethling
Eskom Nominee (Ex. Senior General Manager, Resources & Strategy)



Dr. Kotas Mthembu
BHP Billiton
President, Energy Coal South African (BCCSA)

PBMR DESIGN PRODUCTS

- Pebble Bed Fuel
- Pebble Bed Fuel Plant
- 400 MWt DPP reactor design, direct Brayton Cycle:
 - Selection of Brayton Cycle that favours high ROT, high RIT and high system pressure (for high power density)
- Small DPP reactor design, steam cycle :
 - Optimised for process heat, electricity or both



Copyright PBMR CONFIDENTIAL

12



DESIGN PROGRESS^(1/2)

POWER PLANT:

- The conceptual design of the direct cycle power plant has been completed.
- Significant progress on equipment design, including-
 - Conceptual design of all subsystems and equipment
 - Detail design of key equipment to the stage where procurement of long lead items could be initiated
- Design verification in progress.
- Analysis progressing for the completion of the Safety Case (SAR).

FUEL:

- Advance Fuel Design quality and safety specifications aligned with NNR regulations (LD-1096, RD-0034) to relate performance of the PBMR advance fuel to reference fuel (German fuel).
- PBMR Advance Fuel manufactured in the Fuel Development Laboratories (FDL) was transported on 6th September 2009 from RSA to INM (Russia) for testing.

Copyright PBMR CONFIDENTIAL



DESIGN PROGRESS^(2/2)

FUEL PLANT:

- A conceptual design based on the Hobeg plant has been completed.
- A basic design has been completed to a point where the following has been completed:
 - Process Flow and Piping and Instrumentation design to the point of completion of Hazop, Safety Assessment, Safety Instrumented Level analysis,
 - Establishment of design principles and approaches,
 - Completion of external hazard analysis including seismic, and
 - Completion of fire hazard assessment.

MANUFACTURING:

- Manufacturing and receiving inspection was successfully completed on the Top Plate Outer and the Top Flange Shell for the Core Barrel Assembly.
- Receiving inspection including additional Non Destructive Examinations were completed on half shell plates for the Reactor Pressure Vessel.
- Welding and NDE activities were completed on long welds joining 2 off half shell plates.



CURRENT DESIGN ACTIVITIES^(1/2)

POWER PLANT:

- Recent market surveys have shown a **huge interest for PBMRs in the high-temperature process heat** or cogeneration applications (Coal-to-Liquid, Oil Sands).
- PBMR consequently decided to change its product focus to a **plant that will generate steam** for process heat applications or electricity generation or both (cogeneration).
- Established a Design Baseline from the HTR-Modul design (Reactor with indirect steam cycle power conversion).
- Updating the design to comply with modern regulatory and customer requirements.
- Identified the critical design trade-offs and issues that need to be addressed.

FUEL:

- Establishment of the PBMR Fuel Design Authority.
- Progressing with improving the fuel design regarding control mechanism for transport of fission products in normal and accident conditions.

Copyright PBMR CONFIDENTIAL



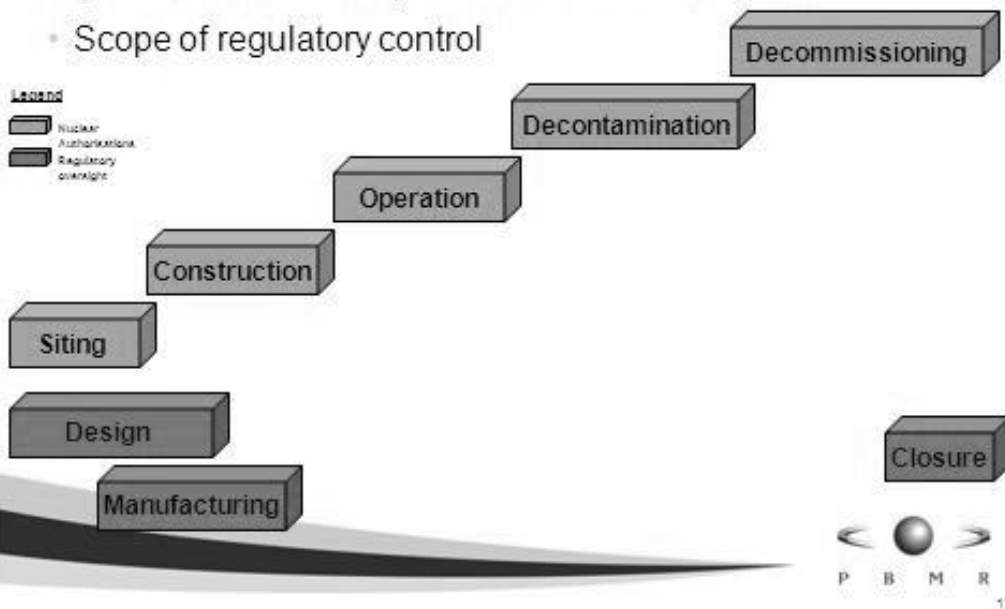
DESIGN REVIEWS

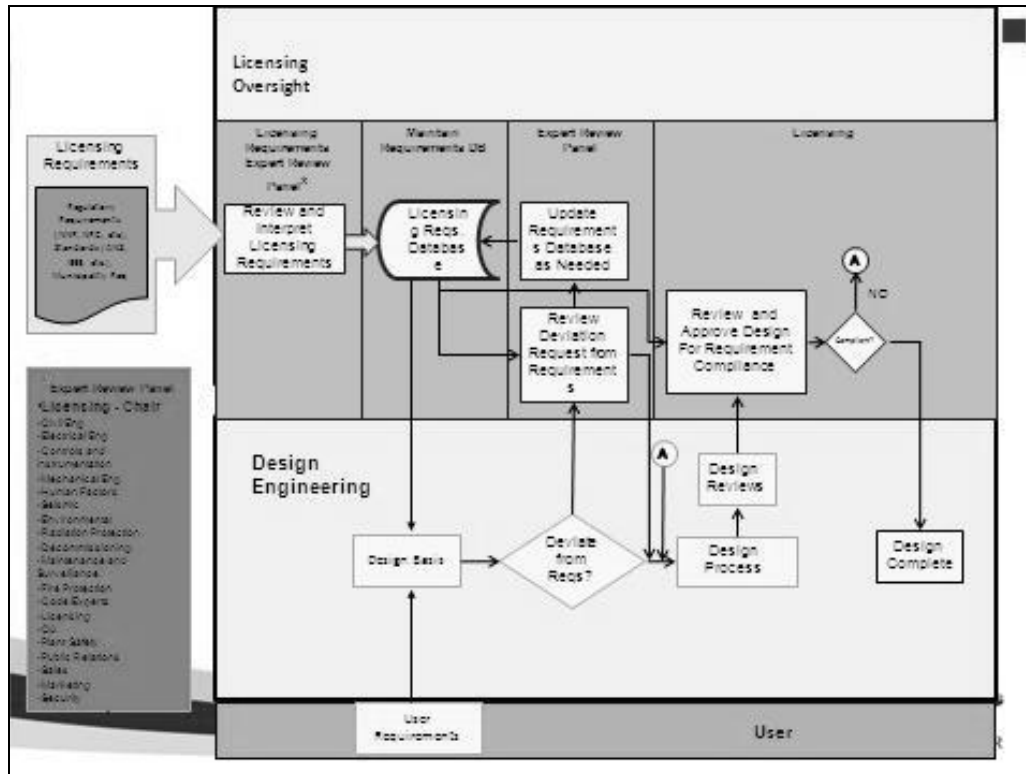


Nuclear Authorisation Process

Key Authorisation Steps for Nuclear Installation

• Scope of regulatory control





DESIGN REVIEW ACTIVITIES

- Two types of reviews are performed:
 - Independent review of individual design deliverables for accuracy and completeness
 - Design reviews to determine design maturity
- Design reviews are planned at different Plant / SSC levels and are executed in accordance with a controlling procedure.
- Design reviews may cover a specific topic (e.g. Human Factors) or may cover the total design at a defined point in the project phase (e.g. End-of-Phase Review)
- Typical End-of-Phase design reviews include:
 - System Requirements Review (Is the requirement set complete?)
 - System Design Review (Is the system design appropriate?)
 - Critical Design Review (Is the design ready for manufacturing and procurement?)
- Note: Risk identification and mitigation is an integral part of the design review*
- Design review requirements are placed on suppliers and attended by PBMR in accordance with applicable QA requirements.

INTERNATIONAL COLLABORATIONS^(1/2)

DIGITAL INSTRUMENTATION CONTROL:

- o Design review of DPP400 (Direct Brayton Cycle) Thermo-hydraulic Control philosophy and algorithms at Westinghouse, Mannheim in October 2008.
- o PBMR Employees representing South Africa on technical subcommittee 45A 'Instrumentation and control of nuclear facilities'.
- o PBMR Employees have in the past participated in IAEA activities such as digital I&C licensing workshops, and classification of I&C functions.
- o PBMR I&C engineers apply requirements / guidance from publications from the following organizations:
 - IAEA's (e.g. NS-G 1.3 'Instrumentation and Control Systems Important to Safety in NPPs')
 - IEC (e.g. IEC 61513 'NPPs – I&C important to safety – General requirements for systems')
 - US NRC (e.g. Regulator Guides and Interim Staff Guides)



Page 20

INTERNATIONAL COLLABORATIONS^(2/2)

VENDOR INSPECTIONS COOPERATION:

- o None

CODES AND STANDARDS:

- o PBMR Employees (x3) serve as volunteer members of the following ASME Boiler & Pressure Vessel Code Committees
 - Standards Committee Section III – Nuclear Facility Components (member)
 - Standards Committee Section XI – Nuclear In-service Inspection (member)
 - Sub-group on Graphite Core Components Section III (member)
 - Working Group HTGR Section III – Rules for Construction of HTGR (Chair)
 - Special Working Group HTGR Section XI – Rules for In-service Inspection of HTGR (Chair)
 - Sub-group Strategy and Management Section III (member).



P B M R

BENEFIT FROM MDEP^(1/3)

DIGITAL INSTRUMENTATION CONTROL:

- International peer review of Plant thermo-hydraulic control.
- Share in international experience in plant thermo-hydraulic control.
- Endorsement of a suite of codes, standards, principles and concepts applicable to I&C by regulators in various countries where PBMR may want to sell plants without having to significantly change the I&C design to meet local requirements.
- Harmonization between major I&C design standards (e.g. IEC and IEEE), such that a single I&C design can conform to both suites of standards.
- Lowered I&C project risk as result of:
 - 'up front' understanding of regulatory requirements; and
 - available and documented I&C safety principles and concepts.



BENEFIT FROM MDEP^(2/3)

VENDOR INSPECTIONS COOPERATION:

- Cost savings benefit where Inspectors from other countries can represent PBMR in certain vendor inspection activities where PBMR cannot.
- Should any collaborations be formed bilateral information exchange arrangements between the Regulators would be a benefit.
- Regulators would have the advantage of the knowledge of their own country legislation to ensure that other Regulators understand them hence resulting in good knowledge of codes and standards.
- Collaborations might result in the use of common procedures by the different countries, where applicable.

CODES AND STANDARDS:

- Endorsement of a chosen suite of codes by regulators in various countries where PBMR may want to sell plants without having to change the design to meet local requirements
- A convergence in regulatory practices would ease the obtaining of a license in countries where PBMR may want to sell plants without having to change the design to meet local requirements.
- Enhanced regulatory cooperation could lead to a situation whereby a code, standard and/or code case accepted by one regulatory body could be more easily accepted by other regulatory bodies. This would avoid the duplication of effort in terms of a once-off presentation to one of the regulatory bodies.



Helium Test Facility



The HTF at Pelindaba tests the helium blower, valves, heaters, coolers, recuperator and other components at pressures up to 95 bar and 1200 degrees C.



Helium Test Facility: Pelindaba



Test facilities at the North-West University



High Temperature Test Unit



High Pressure Test Unit

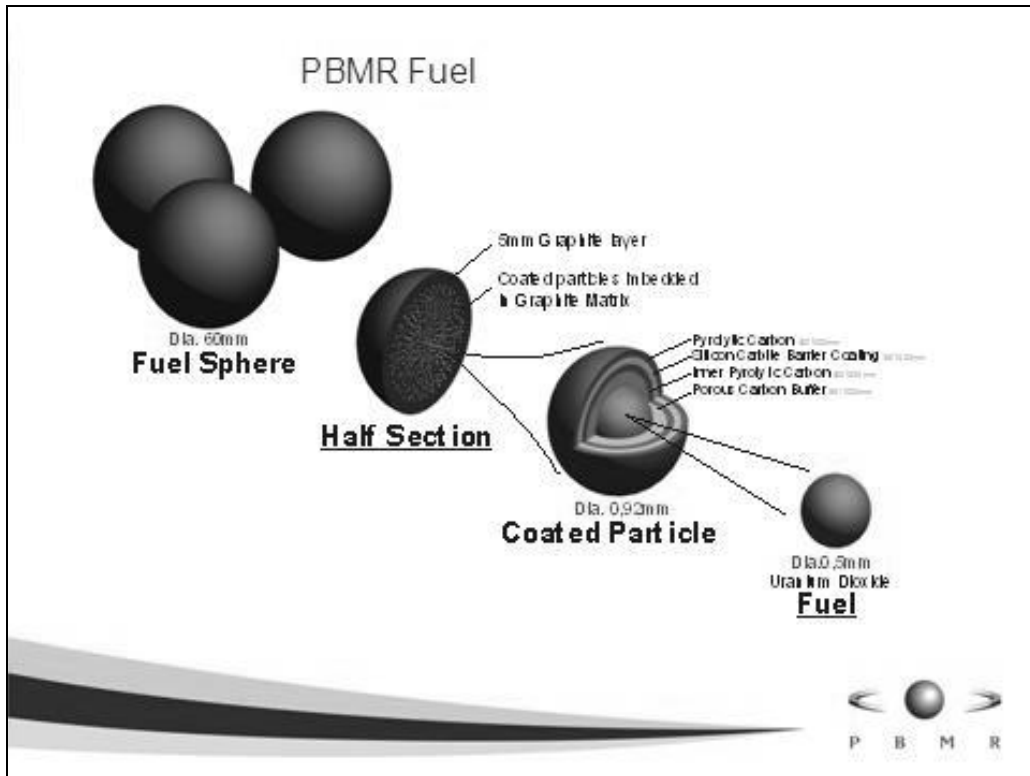


Pebble Bed Micro Model



Fuel Fabrication at Pelindaba





Session 4 (cont.)

Industry initiatives panel

(Panel member contributions can be found in Appendix A on page 229.)

Session 5

**Other international initiatives
related to new reactor designs**

Session 5 summary

The following persons made remarks and presentations on international initiatives related to new reactor designs:

- Koichiro Nakamura, Deputy Director-General, NISA, Japan and chair of Session 5
- Philippe Jamet, IAEA, Director, Nuclear Installation Safety
- Mike Weightman, NEA/CNRA Chair, HM Chief Inspector, UK Nuclear Installations Inspectorate, and MDEP PG member
- Dana Drábová, WENRA Chair, Chairman State Office for Nuclear Safety in Czech Republic
- Richard Meserve, INSAG Chair and President of the Carnegie Institution

The purpose of this session was to provide information about other regulatory activities that are taking place in other fora and how they can contribute to increased standardisation of designs, requirements, and standards. The topics focused on design activities and accomplishments, and views on recommendations to achieve positive results of co-operation with MDEP.

Jamet addressed relevant activities being undertaken by the International Atomic Energy Agency (IAEA) that support standardisation of regulatory approaches as well as design review activities for new reactors. More specifically, the IAEA provides safety standards at a high level as well as general safety requirements and specific safety requirements pertaining to new reactor activities. The safety standards represent international consensus on best international practices to achieve a high level of safety.

Weightman addressed relevant activities being undertaken by the Committee on Nuclear Regulatory Activities' (CNRA) Working Group for the Regulation of New Reactors (WGRNR). WGRNR is responsible under the CNRA for the programme of work dealing with regulatory activities in the primary programme areas of siting, licensing and oversight for new commercial nuclear reactors. WGRNR also serves as the focal point of communications between CNRA and MDEP to ensure effective use of resources and to preclude unnecessary redundancy in workloads.

Drábová addressed the activities of the Western European Nuclear Regulators Association which includes 17 European countries (and five European observers). With respect to work relevant to new reactor design activities, WENRA's structure includes the Reactor Harmonisation Working Group (RHWG), which has as its aim the harmonisation of safety approaches to continuously improve nuclear safety. WENRA is working on the formulation of safety objectives for new reactors and plans to maintain close contact with MDEP (in which there are several WENRA members).

Richard Meserve addressed the activities of INSAG with regard to MDEP and the global nuclear safety regime. He reiterated the importance of regulators and other stakeholders to uphold the safety standards that have been established and to continue to share information to enhance the safety regime. He acknowledged that MDEP is an important vehicle for sharing safety insights; the MDEP serves to advance international harmonisation; and the MDEP nurtures co-ordination among regulators in assuring compliance with standards for internationally sourced parts and components.

IAEA representative

Philippe Jamet, Director, Nuclear Installation Safety



New Reactor Designs IAEA Initiatives and MDEP

- **IAEA Safety Standards and Services**
- **Recent IAEA initiatives related to new reactor designs**
- **Relation between IAEA initiatives and MDEP**
- **Conclusions**

2

International Atomic Energy Agency



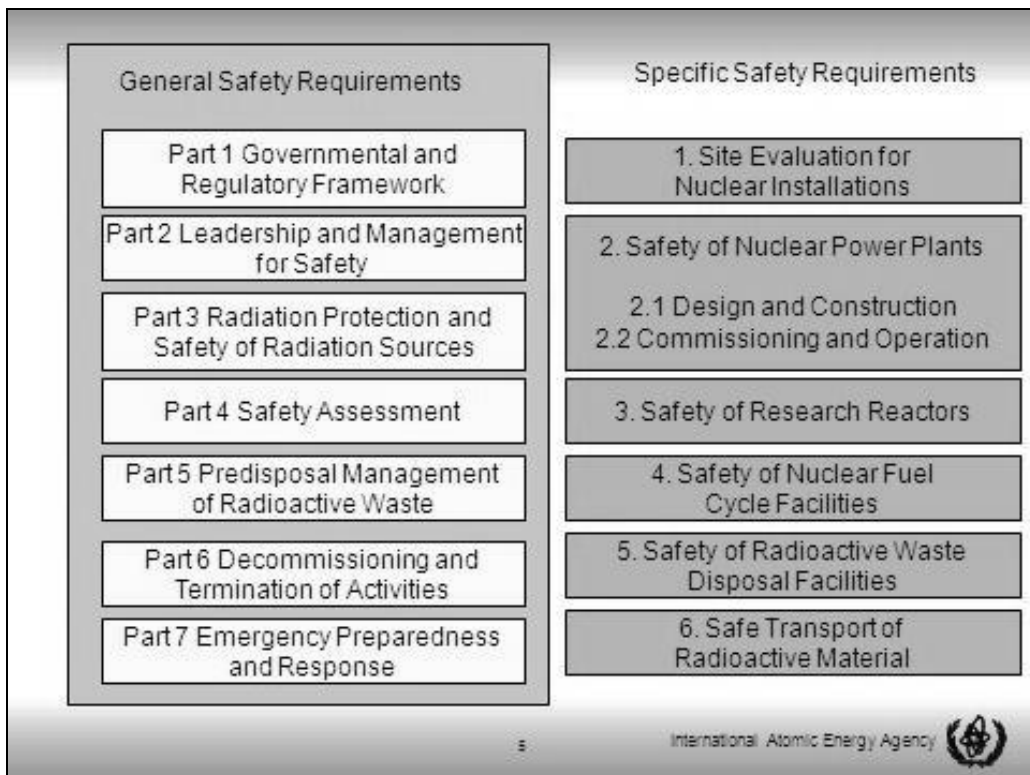
IAEA Statute (Article III.A.6)

- **“To establish or adopt... [in consultation with...] standards of safety for the protection of health and minimization of danger to life and property”**
- **“...and to provide for the application of these standards”**

3

International Atomic Energy Agency





Development of Safety Standards

- **Development process involving:**
 - International Commission
 - International Technical Committees
 - Consultation of IAEA Member States
 - Recognized experts
- **Member States approve standards through the Board of Governors or the Director General of the IAEA**

6

International Atomic Energy Agency



Status of Safety Standards

Safety Standards represent international consensus on best international practices to achieve a high level of safety

7

International Atomic Energy Agency



Utilization by Member States

- **Formally adopted (i.e. China, Netherlands)**
- **Direct use of standards to establish regulation (i.e. Canada, Czech Republic, Germany, India, Korea, Russian Federation)**
- **Used as reference for review of national standards and situations (by all States, also by Industry)**
- **Used by International Organizations (European Safety Directive, WENRA)**

8

International Atomic Energy Agency



IAEA Safety Review Services

- **Regulatory Framework and Activities**
IRRS – Integrated Regulatory Review Service
- **Operational Safety**
OSART – Operational Safety Review Team
SEDO – Safety Evaluation of Fuel Cycle Facilities During Operation
SCART – Safety Culture Assessment Review Team
- **Research Reactors**
INSARR – Integrated Safety Assessment of Research Reactors
- **Engineering and Technical Safety**

8

International Atomic Energy Agency



IAEA Initiatives related to new reactor designs

Generic Reactor Safety Review

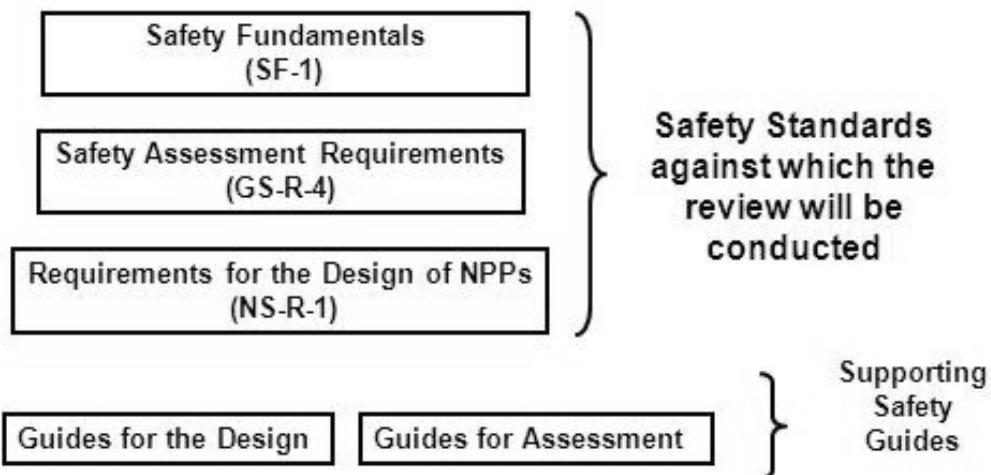
- Asses compliance of the design with relevant safety standards
- All stages of the design
(From first conceptual documentation to Safety Analysis Report)

10

International Atomic Energy Agency



Relevant Safety Standards For Generic Reactor Safety Reviews (GRSR)



11

International Atomic Energy Agency



Approach for GRSR

Reviews of reactor safety documentation by international experts

- **Completeness**
Gaps with respect to the Safety Standards Requirements?
Evidence that substantiates the safety claims and arguments?
- **Comprehensiveness**
All features of installation?
All modes of operation?
Entire lifetime?

12

International Atomic Energy Agency



GRSR already performed

Reactor	Document	Counterpart	Member State
ACR 1000	Safety case submitted for UK Bid	NII	UK
AP 1000	Safety case submitted for UK Bid Safety and Environmental Report	NII Westinghouse	UK US
APR 1400	Safety and Environmental Report	KHNP	KOREA
ATMEA 1	Conceptual Design Safety File	ATMEA	FRANCE
EPR	Safety case submitted for UK BID	NII	UK
ESBWR	Safety case submitted for UK BID	NII	UK

13

International Atomic Energy Agency



Experience from GRSR

- Can be applied to mature designs as well as to concepts
- Support Member States in evaluation of new reactor safety
- Contribute to form a basis for harmonization of safety approaches
- Valuable feedback for Standards interpretation, clarification and future update
- Show potential for early evaluation of innovative reactors

14

International Atomic Energy Agency



Support provided by GRSR to Member States

**Provide valuable input for individual evaluation
or the national licensing process**

BUT

**Does not constitute any form of licensing or
design certification**

- No evaluation of the implementation of the requirements
- No evaluation of the correctness of technical claims

15

International Atomic Energy Agency



Participation of IAEA to MDEP

IAEA takes active part in the work of MDEP in order to:

- **Ensure effective communication and alignment with activities in similar areas**
- **Provide viewpoints from the IAEA Safety Standards which provide a general level of harmonization**
- **Enhance further the safety standards based on feedback from its use in MDEP**

16

International Atomic Energy Agency



Safety Standards as one of the basis of MDEP

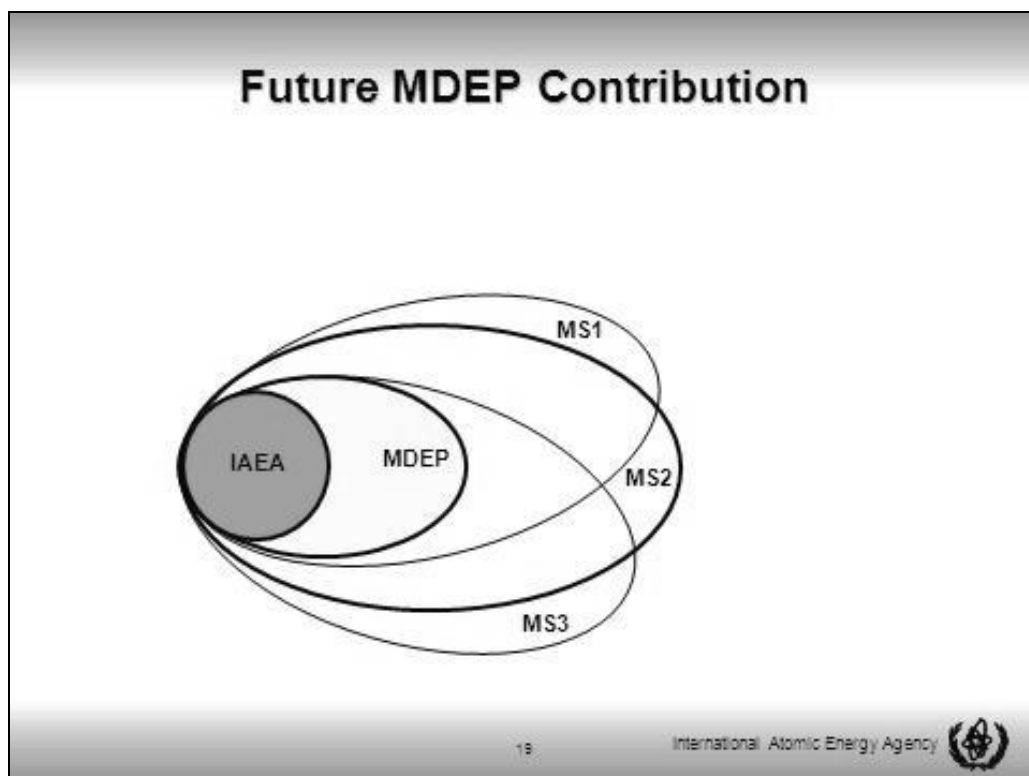
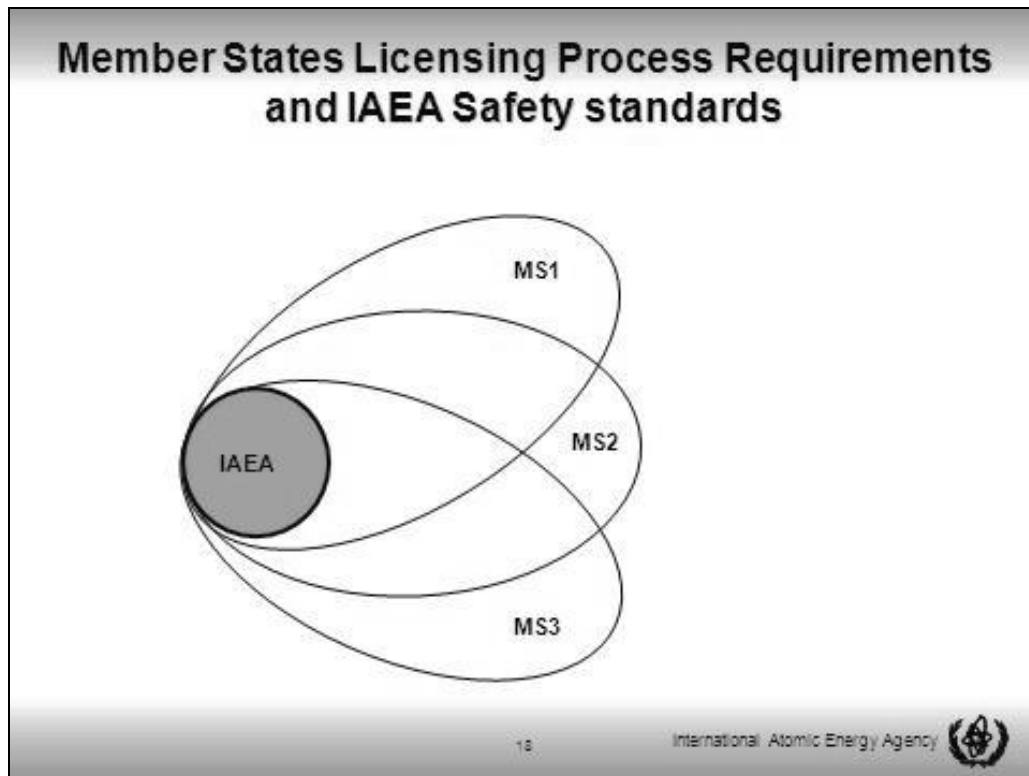
With respect to harmonization, MDEP pilot project concluded that:

“In many aspects there is already a significant degree of harmonization at a general level in the form of the IAEA safety standards: further harmonization will be assisted by building on these internationally agreed documents.”

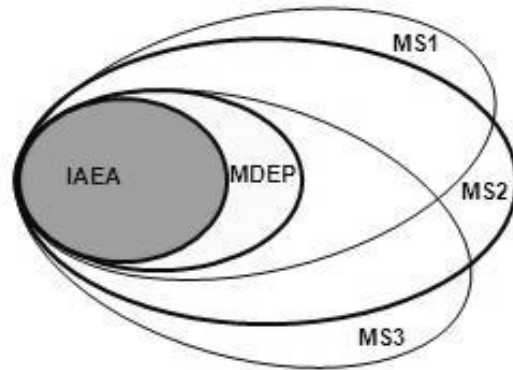
17

International Atomic Energy Agency





Future MDEP Contribution to IAEA Safety standards



20

International Atomic Energy Agency



CONCLUSIONS

- IAEA is successfully performing safety reviews of new reactor designs using the current Safety Standards
- IAEA is participating actively in MDEP
- Current Safety Standards are a first basis for harmonization
- The results of MDEP should be used as a basis to further extend the IAEA Safety Standards

21



International Atomic Energy Agency



NEA/CNRA representative

*Mike Weightman, HM Chief Inspector,
Nuclear Installations Inspectorate (NII)
Chair, CNRA*

The slide features a header with the AEN/NEA logo and the text 'Agence pour l'énergie nucléaire' and 'Nuclear Energy Agency' on the left, and the OECD logo on the right. The main title is 'CNRA Activities on New Reactors'. Below the title, the speaker's name and title are listed: 'Dr. Mike Weightman, Chair CNRA, HM Chief Inspector of Nuclear Installations Inspectorate (NII)'. At the bottom, the conference details are provided: 'NEA/MDEP Conference on the New Reactor Design Activities, 10-11 September 2009' and a page number '1'.

 Agence pour l'énergie nucléaire
Nuclear Energy Agency 

Contents

- ◆ NEA Committee on the Nuclear Regulatory Activities
- ◆ WGRNR Mandate and Membership
- ◆ Programme of Work (PoW)
 - Construction Experience Database/Assessment
 - Survey on the Regulation of Site Selection and Preparation
 - Develop Report on Licensing Process and Structure of Regulatory Activities
- ◆ Expected Use of WGRNR Results and Products



NEA/MDEP Conference on the New Reactor Design Activities, 10-11 September 2009 2

 Agence pour l'énergie nucléaire
Nuclear Energy Agency 

Committee on Nuclear Regulatory Activities (CNRA)

- ◆ One the 7 NEA standing committees, made up of senior nuclear regulators
- ◆ Responsible for the programme of the NEA, concerning the regulation, licensing and inspection of nuclear installations with regard to safety.
- ◆ It comprises 4 working groups on Operating Experience, Inspection Practices, Regulation of New Reactors and Public Communications
- ◆ CNRA products: Green Booklets, WG's Reports, Workshop Proceedings

NEA/MDEP Conference on the New Reactor Design Activities, 10-11 September 2009 3

 Agence pour l'énergie nucléaire
Nuclear Energy Agency 

Working Group on the Regulation of New Reactors (WGRNR)

- ◆ Established in 2007
- ◆ Responsible for the programme of work in the CNRA dealing with regulatory activities in the primary program areas of siting, licensing and oversight for new commercial nuclear power reactors (Generation III+ and Generation IV reactors).
 - Forum of experts for the licensing of new NPP
 - Co-ordinate its work with the work performed by MDEP
 - Closely co-ordinate its work with others CNRA and CSNI WGs and international organisations


NEA/MDEP Conference on the New Reactor Design Activities, 10-11 September 2009 4

 Agence pour l'énergie nucléaire
Nuclear Energy Agency 

WGRNR Current Membership

- ◆ Chair – Mrs. Laura Dudes (USNRC)
- ◆ Vice Chair – Mrs. Rosa Sardella (ENSI)
- ◆ Participating Countries
 - Canada, Czech Republic, Finland, France, Hungary, Japan, Korea (Republic of), Russian Federation, Slovak Republic, Slovenia, Spain, Switzerland, United Kingdom, United States of America
 - IAEA and EC
- ◆ Expected Participants
 - Italy, Poland, China, South Africa, United Arab Emirates



NEA/MDEP Conference on the New Reactor Design Activities, 10-11 September 2009 5

 Agence pour l'énergie nucléaire
Nuclear Energy Agency 

Construction Experience Database (ConEx)

- ◆ Objective
 - To develop a database of findings and deficiencies related to design, construction, and commissioning of new NPPs
 - to provide the means for assessing the findings in order to extract and share construction experience lessons learned, developing a qualitative assessment scheme on the safety significance
 - Past construction experience will be included if the lessons learned are applicable to new reactors
- ◆ Existing records involving French, Finnish, Japanese, UK and US findings



NEA/MDEP Conference on the New Reactor Design Activities, 10-11 September 2009 6

 Agence pour l'énergie nucléaire
Nuclear Energy Agency 

Construction Experience Database (ConEx)

- ◆ An Evaluation and Clearinghouse group is established to assess the findings in order to extract and share construction experience lessons learned
- ◆ Periodic assessments of construction experience
 - Synthesize report of the current information available on construction experience, underlying causes and lessons learned
 - Identify areas for future activities



NEA/MDEP Conference on the New Reactor Design Activities, 10-11 September 2009 7

 Agence pour l'énergie nucléaire
Nuclear Energy Agency 

Regulation of Nuclear Sites Selection and Preparation

- ◆ Report based on a survey is under development, covering the Evaluation and selection of nuclear sites as well as the Preparation of the selected site
- ◆ Review practices used by regulators in NPP siting
 - ✦ Seismicity, security, multi-units
- ◆ Consider regulatory practices on sites where a mixture of activities is taking place
 - ✦ Operating units, decommissioning



NEA/MDEP Conference on the New Reactor Design Activities, 10-11 September 2009 8

 Agence pour l'énergie nucléaire
Nuclear Energy Agency 

Regulation of Nuclear Sites Selection and Preparation

- ◆ Further considerations under review
 - Public consultation/involvement during the site selection process
 - Definition of construction, site preparation
 - Commissioning activities
 - Impact of the site on the design

NEA/MDEP Conference on the New Reactor Design Activities, 10-11 September 2009 9



 Agence pour l'énergie nucléaire
Nuclear Energy Agency 

***Licensing structure of Regulatory Staff and
Regulatory licensing process for new reactors***

- ◆ Review of recent regulatory experience
 - licensing structures,
 - number of regulatory personnel and the skill sets needed to perform reviews, assessment and construction oversight, and
 - training needed for these activities

- ◆ Comparison report on the licensing processes
 - level of detail of design information needed for regulatory authorisation at the various stages of licensing

NEA/MDEP Conference on the New Reactor Design Activities, 10-11 September 2009 10

 Agence pour l'énergie nucléaire
Nuclear Energy Agency 



Interaction with MDEP

- ◆ Most of the MDEP countries participate in the WGRNR

- ◆ Joint meetings of MDEP STC and WGRNR Chairs

- ◆ Report on current status of MDEP in all meetings of the WGRNR and vice versa



NEA/MDEP Conference on the New Reactor Design Activities, 10-11 September 2009 11

 Agence pour l'énergie nucléaire
Nuclear Energy Agency 

Expected Use of WGRNR Results and Products

- ◆ Uses and Feedback for design and siting reviews and construction oversight of the ConEx collection and assessment
- ◆ Improvement of the regulatory reviews of the Site Selection and Preparation thru the comparison report on current practices used by member countries
- ◆ Enhancements of the regulatory licensing process by the comparison of best practices used in member countries
- ◆ Promote cooperation among member countries to feedback the experience to safety improving measures, enhancing the efficiency and effectiveness in the regulatory process

NEA/MDEP Conference on the New Reactor Design Activities, 10-11 September 2009 12

 Agence pour l'énergie nucléaire
Nuclear Energy Agency 

Working Group on New Reactors: Summary

- ◆ Complementary to MDEP
- ◆ Broadens MDEP work to wider range of nuclear regulators
- ◆ Looking at the regulatory activities associated with the implementation of regulatory Design Evaluation, e.g.
 - Licensing sites
 - Regulating Construction
 - Regulating Supply
 - Regulating commissioning
- ◆ Aims to maximise mutual learning, harmonisation, efficiency and effectiveness of regulation of new reactors construction, commissioning, etc
- ◆ Uses the work of other CNRA, CSNI, NEA working groups and committees – acts as the interface

WENRA representative

Dana Drábová, WENRA Chair, Chairman, State Office for Nuclear Safety



WENRA Initiatives Related to New Reactor Designs

Dana Drábová
State Office for Nuclear Safety
Czech Republic

"We, the heads of the national Nuclear Safety Authorities, members of WENRA, commit ourselves to a continuous improvement of nuclear safety in our respective countries"

www.wenra.org



Basic Facts

- WENRA is an association of the heads of Nuclear Regulatory Authorities of the EU countries with NPPs and Switzerland
- The original ToR* was signed on **4 February 1999**
- WENRA has
 - **17 members:** Belgium*, Bulgaria, Czech Republic, Finland*, France*, Germany*, Hungary, Italy*, Lithuania, Netherlands*, Romania, Slovakia, Slovenia, Spain*, Sweden*, Switzerland*, United Kingdom*
 - at present **5 observers** (non-nuclear countries): Austria, Ireland, Luxemburg, Norway and Poland

www.wenra.org



Expectations

- Workers & public in Europe expect equivalent levels of safety in operation of nuclear power plants
- In practice this means that there should be:
 - “No substantial differences between countries from the safety point of view in generic, formally issued, national safety requirements, and in their resulting implementation on Nuclear Power Plants”
- Also
 - Independent of regulatory regime & NPP design

www.wenra.org



Main Objectives

- **To develop a common approach to selected nuclear safety and radiation protection issues and regulation, in particular within the EU**
 - *National safety approaches have been developed from IAEA Safety Standards, the Convention on Nuclear Safety, industrial standards etc., but independently...*
- **To provide the EU with an independent capability to examine nuclear safety and regulation in (future) applicant countries**
 - *Nuclear safety was included in the European Union set of enlargement criteria...*
- **To serve as a network of chief nuclear safety regulators exchanging experience and discussing significant safety issues**

www.wenra.org



Main Achievements in 10-Year History

- **WENRA has become an internationally recognized association with a unique methodology, and has**
 - contributed to improvement of national nuclear safety requirements through the formulation of common SRLs
 - contributed to improvement of the IAEA safety standards
 - created a new platform for open information exchange among regulators
- **2000 – Report on Nuclear Safety in EU Applicant Countries**
- **2006 – Report on Harmonization of Reactor Safety in WENRA Countries**

www.wenra.org



Working Groups – RHWG and WGWD

Two Working Groups established to **harmonise** safety approaches with the aim to continuously improve nuclear safety in the following target areas:

- **Reactor Safety**
 - Reactor Harmonisation Working Group (RHWG)

- **Radioactive Waste, Spent Fuel Storage, Decommissioning**
 - Working Group on Waste and Decommissioning (WGWD)

www.wenra.org



RHWG Activities

- **Original mandate** of RHWG (harmonization of requirements for existing reactors) **fulfilled, follow-up ongoing:**
 - = monitoring of national action plans
 - = experience feedback on update of regulations
 - = ensuring non-divergence of interpretations

- **New task** (2008) – formulation of **safety objectives** for „new reactors“

www.wenra.org



Rationale for a study on new reactors

- Support WENRA's vision of a comparable, high level of nuclear safety in Europe
 - Influence, from the European regulators' perspective, the safety standards for new plants
 - Further improve the safety of existing plants
 - Basis for keeping Reference Levels for existing reactors up to date

www.wenra.org



Expected content of the report on new reactors

- What do we mean by "new reactors"
- Safety objectives for new reactors
 - Qualitative high-level objectives
 - Improvements gained using these objectives (compared to existing reactors)
- Quantitative safety goals to drive compliance with safety objectives
- Areas for technical improvements in meeting the safety objectives
- Recommendations on the use of the safety objectives
- Applicability of Reference Levels for existing reactors

www.wenra.org



Review of the relevant documentation

- IAEA SF-1 (2006) - Fundamental safety principles
 - Systematic investigation of the FSP
- INSAG-10 and 12
- NEA documentation
- National regulations:
 - Bulgaria, Finland, France/Germany, UK
 - USA, Canada
 - SKI reports on probabilistic safety goals
- European Utilities Requirements document



Safety objectives (1)

- The IAEA SF-1 document is a sound basis for the safety objectives for new reactors
- FSP 5 : "optimization of protection" (improve safety as far as reasonably achievable)
 - For new reactors, more significant improvements become reasonably achievable, in particular concerning severe accident management in the short and long term
- FSP 3, 6, 7, 8 are especially relevant to formulate safety objectives for new reactors



Safety objectives (2)

- FSP 3 "effective leadership and management of safety"
 - Safety objective related to a coordinated safety approach among organizations
- FSP 6 "limitation of risks to individuals" and FSP 7 "protection of present and future generations"
 - Reduce the impact of normal operation
- FSP 8 "Prevention of accidents"
 - Reinforce each level of defence-in-depth
 - Reinforce the independence of these levels

www.wenra.org



On-going work (1)

- Quantitative goals to drive compliance
 - For each safety objective : are there quantitative goals related to this objective
 - Exploration of potential quantitative safety goals that are already used in some countries
 - Including probabilistic goals
 - On which of these goals can we find a consensus ?
 - How to use of these goals ?

www.wenra.org



On-going work (2)

- Reinforcement of the Defence in Depth for new reactors
 - the practicability of safety improvements at design stage is greater than that for an operating plant, more stringent application of the reference levels is expected for new reactors.
 - there is room for safety improvements that go beyond the intent of the reference levels for existing reactors and which reflect the use of state-of-the art methodologies and techniques and the results of safety research.



On-going work (3)

Classification of the applicability of the RLs to new reactors :

- Fully applicable
- Applicable but greater expectations
- More stringent description is necessary
- Issue which is not covered by the RLs



Conclusions

- It already appears that common safety objectives for new reactors among WENRA countries can be derived from the IAEA top-level documents
 - Covers technical issues and safety management
- The reference levels developed by WENRA for existing reactors are widely relevant also for new reactors
- A report to WENRA will be issued before the November 2009 meeting, along the lines developed in this presentation

INSAG insights on MDEP activities

*Richard Meserve, Chair, INSAG
President, Carnegie Institution*

**INSAG Insights on MDEP
Activities**

Dr. Richard A. Meserve
President, Carnegie Institution
Chairman, INSAG

Outline

- Context for remarks
- MDEP and the Global Nuclear Safety Regime
- The special challenge of new entrant states

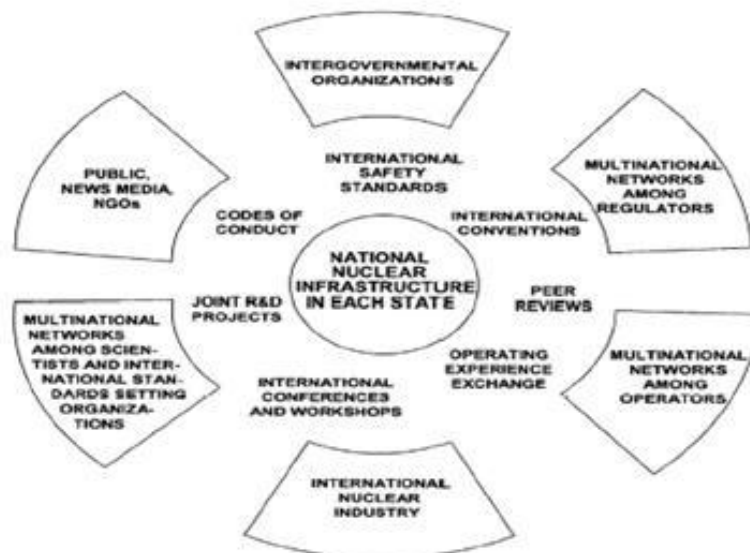
Context

- Special role of nuclear power in a changing world
- The abiding responsibility to ensure safe operations
- The special challenges in fulfilling this responsibility
 - New construction around the globe
 - Interest in new construction by new entrant states

The Global Nuclear Safety Regime

- Essential and continuing central for operators and national regulators to maintain safety.
- But Global Nuclear Safety Regime is an important backstop of increasing importance.

Global Nuclear Safety Regime



2

MDEP and the Global Nuclear Safety Regime

- MDEP is an important vehicle for sharing safety insights
- MDEP serves to advance international harmonization
- MDEP nurtures coordination among regulators in assuring compliance with standards for internationally sourced parts and components

New Entrants

- A country embarking on its first NPP must make a commitment to safety that endures for over a century and includes financial, legal, regulatory, technical, cultural, educational and social components.
- An early obligation is the development of a full understanding of the design of a prospective plant.
- MDEP should play a role in assisting the new entrants in this task, either directly or through a participating regulator

Conclusions

- The world is changing in dimensions important to safety
- MDEP can play an important role in the Global Nuclear Safety Regime.
- Assistance to the new entrant states is in the interest of all and MDEP should play a role either directly or through a participating regulator.

Session 6

Concluding panel

Session 6 summary

The following participants made remarks and/or presentations on the conference results and discussed how to interact in the future to benefit from the work of MDEP and other groups on harmonisation efforts:

- André-Claude Lacoste, President of the French Nuclear Safety Authority, chair of MDEP's Policy Group and chair of the concluding panel
- Luis Echávarri, Director-General of the OECD/NEA
- Gregory Jaczko, US Nuclear Regulatory Commission, Chairman, and MDEP Policy Group member
- Luc Oursel, AREVA, President and CEO of AREVA NP
- Yonezo Tsujikura, Senior Advisor, Japanese Federation of Electric Power Companies
- Bryan Erler, American Society of Mechanical Engineers (ASME) Nuclear Codes and Standards, Vice-President
- Ulrich Schmocker, Director, Federal Nuclear Safety Inspectorate (ENSI)

During the panel two brief presentations/papers were introduced by Dr. Tsujikura, regarding MDEP activities in Japan, and by Mr. Schmocker, regarding the Swiss situation on new builds. The different panel members expressed their assessment of the conference results and suggested different aspects to reinforce MDEP and enhance the programme. MDEP members noted the importance of the activity for their regulatory organisation and stated that openness of programme for other regulators, not part of MDEP, should be strengthened. They underlined the sovereign authority of each member of MDEP and cautioned against proposals where this national responsibility would be questioned. From the industry side, MDEP was seen as an important initiative towards a larger degree of harmonisation and a key condition for strong public acceptance. Convergence was considered as a win-win subject for all stakeholders. They supported the CORDEL proposal to dedicate more resources to be able to reach meaningful results in the short term. The representative from the code organisations welcome the MDEP initiative and the chance to interact with specific activities. The importance of standardisation of codes and procedures for large components was underlined. From the non-MDEP regulators, the conference was well received and the need to continue interacting with MDEP was fully supported. MDEP was also seen as a good input for existing plants.

Mr. Lacoste then closed the panel discussion with some preliminary conclusions:

- MDEP is an initiative pooling an effective and efficient expert network. Efforts need to be maintained.
- Great expectations from MDEP up to worldwide certification of new designs. Proposal to be discussed by Policy Group.
- Standardisation vs. harmonisation. Further efforts are needed.
- Strengthen the use of MDEP results. Application to operating plants.
- Improve dissemination of MDEP information to other stakeholders.

He then concluded that in view of the success of the conference he will propose to the MDEP Policy Group to hold another conference in two years. He finally thanked all participants and the NEA for arranging the conference.

Mr. Echávarri thanked Mr. Lacoste for chairing the meeting, thanked all the Policy Group members for supporting the event and all the participants for making the conference a very valuable and successful conference. He expressed the continued support from the NEA to the MDEP initiative.

Concluding remarks

*André-Claude Lacoste, Chairman, ASN
MDEP Policy Group (PG) Chair*



MDEP
Multinational Design
Evaluation Programme



**An initiative taken by national safety authorities to leverage
their resources and knowledge for new reactor design reviews**

Andre-Claude Lacoste
Chair, MDEP Policy Group

MDEP Conference, September 2009

Initial Personal Views and Expectations

1. **MDEP is a key programme** for new build activities
2. **MDEP is a mid and long-term programme, but short-term concrete results are necessary**
3. To be efficient, MDEP needs to concentrate on **a limited number of pertinent topics**
4. Each working group needs to have an **action plan** :
 - Final and interim objectives, clear schedule and periodic reports
5. Convergence of regulatory practices will finally lead to convergence of regulatory requirements

MDEP Conference, September 2009

Initial Personal Views and Expectations

6. **MDEP needs the active involvement of all stakeholders** : Regulatory Bodies, Vendors and Operators
 - **Regular exchanges between all stakeholders**

MDEP Conference, September 2009

Proposed Conclusions

- 1. MDEP is an initiative pooling an effective and efficient expert network from different countries**
 - Improvement of regulatory design reviews
 - Enhancement of the nuclear safety level

→ Efforts to be maintained

MDEP Conference, September 2009

Proposed Conclusions

- 2. Great expectations from MDEP up to worldwide certification of new designs**
- 3. Standardization and Harmonization**
 - Definition of harmonization
 - Similarity ? Compatibility ? Equivalence ?
- 4. Standardization in the present MDEP framework**
 - "As similar as possible"
 - Task for Design Specific Working Groups

MDEP Conference, September 2009

Proposed Conclusions

5. Serial manufacturing of primary components
→ Anticipated manufacturing
→ Certification and approval of off the shelf components
→ **Task for Vendor Inspection Working Group**

6. Codes and Standards }
7. Instrumentation and Control } **To maintain WG efforts**

MDEP Conference, September 2009

Proposed Conclusions

8. CORDEL proposal
→ **Need for a policy discussion**

9. To strengthen the use of MDEP achievements
→ For operating NPP
(Ageing, Updating, Periodic Safety Reviews)

10. To improve information dissemination to:

- Participating Authorities
- Non-Participating Authorities
- Newcomers
- Industry stakeholders
- Public

MDEP Conference, September 2009

Appendix A

Additional contributions from Sessions 2, 3, 4 and 6

Additional contributions from Session 2

AREVA representative (EPR Reactor Vendor)

François Bouteille
Senior Vice-President, Safety and Licensing, Olkiluoto 3 Licensing Manager



Design specific activities panel

François Bouteille
Senior Vice President
Safety and Licensing
AREVA NP



Introduction

- ▶ AREVA is engaged in several Licensing process based on the same original design but in different Regulatory framework
 - ◆ Construction of Olkiluoto 3
 - ◆ Construction of Flamanville 3
 - ◆ Construction of Taishan 1&2
 - ◆ Design Certification ongoing in the USA
 - ◆ GDA process ongoing in the UK
- ▶ There are a lot of exchanges between Regulators within the EPR WG which is welcome by AREVA
- ▶ But interactions between the MDEP EPR WG and AREVA have been scarce

The issue of managing the design differences which may result from these different regulatory landscape is a key issue for AREVA



How AREVA manage this issue internally

- ▶ Key objective is to combine into a reference design a consistent and optimum set of technical features based on experience feedback accumulating from actual on-going EPR projects, bids, licensing or other initiatives, in order to:
 - ◆ Improve quality by stabilized continuous industrial processes
 - ◆ Facilitate Licensing
 - ◆ Minimize risks for all parties during Project implementation
 - ◆ More generally, take into account the Lessons Learnt from the experience
 - ◆ Facilitate EPR Projects engineering activities through:
 - Replication of a sound and optimized design to the maximum extent possible
 - Focus on project-specific adaptation studies
 - ◆ Introduce scale effects which should be favorable on the quality
 - For AREVA NP manufactured primary components
 - For subcontracted equipments

The target is to converge as much as possible towards a unique reference design : The Standard EPR™ Reactor

The Standard EPR™ Reactor: a real project

- ▶ The Standard EPR™ definition is managed like a real project and is implemented/deployed in gradual steps. It is currently benefiting from:
 - ◆ Current on-going projects: Olkiluoto 3, Flamanville 3, Taishan 1&2
 - ◆ AREVA NP internal Project to optimize the product
 - ◆ R&D
 - ◆ US EPR Design Certification
 - ◆ UK EPR Generic Design Assessment
- ▶ A dedicated management and coordination unit has been established with its own resources to work on the Standard EPR™ Nuclear Island
- ▶ A dedicated internal Committee has been established:
 - ◆ EPR Configuration Management Board (ECMB) to review major technical topics and to monitor the configuration evolution

Anticipated Manufacturing of Primary Components

- ▶ One key objective of AREVA is to standardize the design and manufacturing of NPP major components in order to
 - ▶ Improve quality by stabilized continuous industrial processes
 - ▶ Reduce risks during the project Implementation

- ▶ The regulatory conformity assessment process as it is today induces constraints which does not allow manufacturing of components independently of the end-user

- ▶ AREVA proposes that the Vendor Inspection Co-operation WG analyze the issue and work out with the Vendors/Manufacturers alternate schemes which would allow for anticipation of primary components manufacturing



Conclusions

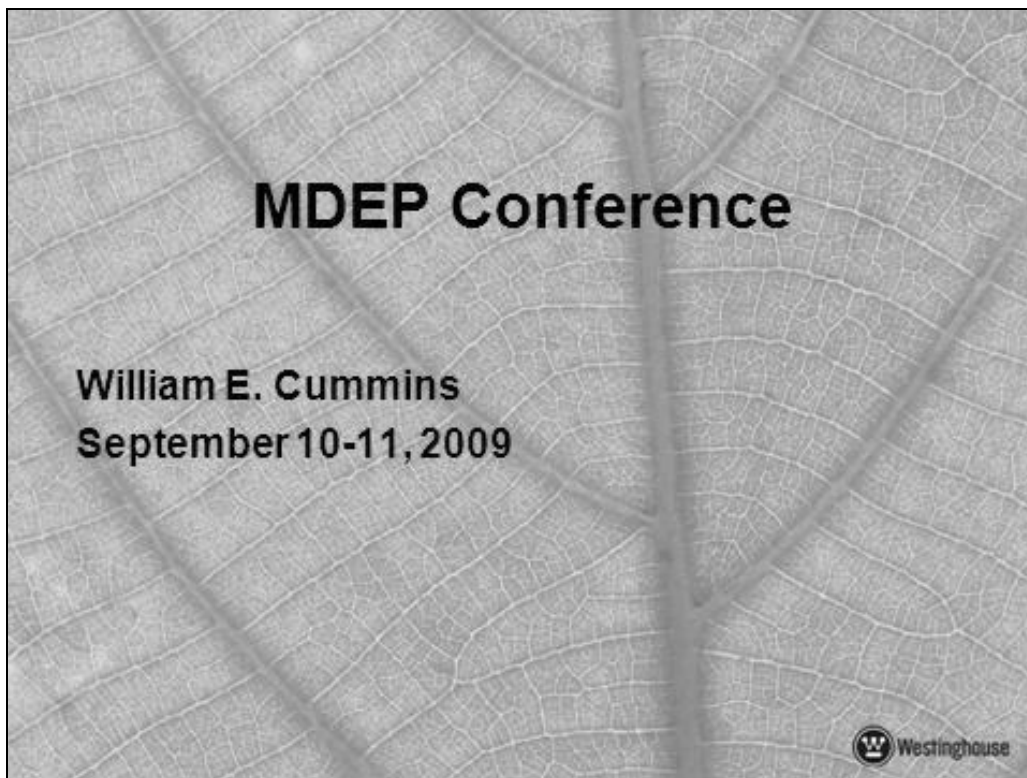
- ▶ AREVA welcomes MDEP initiatives
 - ◆ To increase knowledge transfer between Regulators to improve the efficiency of the Regulatory processes and create the conditions of mutual recognition of the regulatory work already performed.
 - ◆ To move towards convergence on regulatory practices
 - ◆ To work for establishing a framework which allows for collecting and sharing regulatory documents
- ▶ AREVA is ready to contribute to help the work of the EPR-WG and of the other specific issue WGs

AREVA is expecting that MDEP will strengthen its organization and increases its resources
AREVA is in line with the CORDEL proposal which will be presented later during the conference



Westinghouse representative (AP1000 Reactor Vendor)


Ed Cummins, Vice-President, Regulatory Affairs and Standardisation



AP1000 MDEP

- Participants:
 - China
 - United States
 - United Kingdom
 - Canada (observer)


2



AP1000 Topics for MDEP Review

- Squib Valves
- Civil and Structural Engineering
- Control Rod Drive Mechanisms

3




AP1000 Standard Approach to Licensing

U.S.

- Design Control Document Revision 15 certified in January, 2006.
- Revision to the certified design scheduled for certification in August, 2011.
- One stop licensing process.
- Current review is of DCD Revision 17.

4




AP1000 Standard Approach to Licensing

China

- Two step Licensing Process with construction permit and an operating permit.
- Sanmen Construction Permit Issued March 2009.
- Haiyang Construction Permit Scheduled September 2009.
- Operating Permit to be issued.
- Westinghouse input to the Owners FSAR was Design Control Document Revision 16.
- Westinghouse will use the latest Revision of the DCD as input for the FSAR.


5



AP1000 Standard Approach to Licensing

United Kingdom


- General Design Approval (GDA) is scheduled for June, 2011.
- Licensing submittal is based on DCD Revision 17.



AP1000 Standard Approach to Licensing

Canada

- Phase One Pre-Review scheduled for completion January, 2010.
- Based on DCD Revision 17.



AP1000 Standard Approach to Licensing

Summary

- Westinghouse has made every effort to maintain a Standard Licensing Basis for AP1000 in each country.



Operator/licensee representatives

Jouni Silvennoinen
Project Director, Teollisuuden Voima, Ltd. Olkiluoto (TVO)



MDEP Conference on New Reactor Design Activities
Paris OECD 10.-11.9.2009

Design-specific Activities Panel

Jouni Silvennoinen
Project Director, OL3
Teollisuuden Voima Oyj



7.9.2009

Utility's Benefits

- Utility's benefits from a standardized plant concept and large installed base of similar plants are evident
- Plant level benefits: operational experience feedback, review of disturbances, ageing mechanisms, organisational topics, etc. → improved safety
- Utility benefits as service / equipment purchaser: competent service / equipment suppliers who have large enough installed base for gathering experience and expertise → improved safety and better economic efficiency
- Example: TVO's experience with OL1/2



7.9.2009

2
Jouni Silvennoinen

TVO Situation

- TVO is now in the middle of OL3 EPR project
- TVO is preparing for OL4 project with five different reactor alternatives included in the feasibility studies
- Finnish licensing requirements control the work
- Multinational co-operation brings collective expertise in evaluation of new plant designs, especially certain areas such as severe accidents
- Potential benefits of multinational authority co-operation could be for licensing procedures, e.g. enhance manufacturer certification and approval of off-the-shelf components (serial manufactured)



7.9.2009

3
Jouni Silvennoinen

Additional contributions from Session 3

**Representatives from pressure boundary components
standards development organisations**

Bryan A. Erler, Vice-President, ASME Nuclear Codes and Standards



America Society of Mechanical Engineers, ASME, -Role in Nuclear Standards

- Rules for design, materials, fabrication and examination of pressure vessel since 1915
- Standard for nuclear pressure components since 1963
- Many other countries based their codes on ASME BPV Code
- Eight Nuclear Codes and Standards



ASME Process for Development of Standards

- An open consensus process
- Experts from all sectors of the industry and around the world
- Individual volunteers contribute their time and expenses



Scope of ASME Nuclear Codes and Standards

- Pressure component design, materials, fabrication and examination BPV-Section III
- Pressure component inservice inspection BPV-Section XI
- Quality assurance
- Probable Risk Assessment, PRA, standard
- Cranes for nuclear plants
- Nuclear air and gas treatment standard
- Active mechanical equipment qualification
- Operating and maintenance standard



ASME Pressure Component Scope

- Rules for vessels, valves, pumps and piping for metallic pressure boundaries
- Rules for concrete containments
- Rules for spent fuel transportation and storage containments
- Rules for polyethylene buried pipe
- Developing rules for fusion reactor components
- Developing rules for high temperature reactors gas and liquid metal cooled



Participation with the MDEP program

- February, 2007 Paris, France met with Component Manufacturing Oversight WG
 - Discussed comparison ASME Nuclear BPV Code and French RCCM
 - Discussed Quality assurance differences
- May, 2007 met with MDEP in Busan, South Korea
 - Developed combined set of observations
 - Agree to move forward with a detail ASME/RCC-M/JSME/KEPIC comparison project
- February, 2008 Paris, France-Meeting Codes and Standard WG
 - Start with Class 1 vessels -ASME, RCC-M, JSME and KEPIC
- October, 2008 Dijon, France to discuss interim results
- July, 2009 Paris, France with Codes and Standards Working group



Status of Class 1 code comparison

- JSME - ASME comparison complete
- KEPIC-ASME comparison complete
- AFCEN-ASME comparison being finalized
- Meeting on October 11, 2009 in Kobe, Japan to finalize the three comparisons



How ASME manages our MDEP activities

- Directed by the ASME Board of Nuclear Codes and Standards –BNCS
- Task Group on New Reactors and Globalization leads the effort
- Work done through ASME nonprofit subsidiary Standards Technology LLC ST-LLC
- Representative from France, Japan, Canada, Korea are on the Task Group



Summary

- The completion of this, first project “Class 1 Vessel Comparison” will provide an insight as to the benefit of bringing these codes closer together
- It appears we will find the technical rules are essentially equivalent.
- The QA, conformity assessment, and country unique licensing requirements have significant variation in approaches
- It has generally been found that vessels design, fabricated, examined in accordance with the rules of their country result in equivalently safe components
- There should be a safety, financial and business benefit to move forward
- To move forward:
 - Need to define and agree on common objective of “harmonization”
 - Individual country licensing bodies and SDOs need to work closely
 - More involvement of reactor suppliers would be beneficial



**Representatives from pressure boundary components
standards development organisations**

Cécile Laugier, President, AFCEN



www.afcen.com

afcen

Association Française pour les règles
de conception, de construction
et de surveillance en exploitation
des matériels des Chaudières Electro-Nucléaires

AFCEN
and INTERNATIONAL HARMONIZATION

C. LAUGIER - AFCEN Chairman

With contribution from JM. GRANDEMANGE & C. FAIDY

MDEP Conference September 10-11, 2009

Contents afcen

- ✓ **First lessons learned from code comparisons**

- ✓ **The AFCEN point of view on code convergence**

MDEP 2009 Conference 2

MDEP Working methodology afcen

- ✓ **ASME structure taken as reference**
 - **Exercise made on ASME Subsection NB scope for vessels**

- ✓ **Identification and classification of differences**
 - **Due to technical reasons**
 - **Industry responsibility**
 - **Due to regulatory context**
 - **Safety Authority responsibility**

MDEP 2009 Conference 3

First MDEP lessons learned

afcen

- ✓ **Many other documents beyond the Codes ...**
 - Codes refer to a large number of **Standards**
 - **RCC-M** integrates aspects which may be part of **Owner specification** according to **ASME** practice
 - Examples: Ageing and radiation protection considerations are included in RCC-M code / owner responsibility in ASME code

- ✓ **Some provisions are different, but may be judged technically equivalent**
 - Example: Qualification of processes and personnel

MDEP 2009 Conference

4

Some examples of significant differences

afcen

- ✓ **General**
 - No AFCEN accreditation system
 - ASME referred to in US regulation. No mandatory status of codes in France
- ✓ **Materials**
 - Part qualification where heterogeneity hazard is identified (M 140)
 - Material selection procedures are different
- ✓ **Design**
 - Fatigue and Rupture analysis are strongly different
 - Pressure tests
- ✓ **Fabrication / Examination**
 - All welding aspects grouped in one Section in RCC-M

MDEP 2009 Conference

5

AFCEN Point of View

afcen

- ✓ Code comparison table is a significant step
 - ...to be continued on behalf of **MDEP**
 - Exchanges between Safety Authorities on provisions resulting from national regulation
 - Exchanges between SDOs on technical aspects
- ✓ Codes shall refer as far as possible to **existing international standards**
 - Use of ISO standards where appropriate
- ✓ Examples of **harmonization** in RCC-M Add. by **AFCEN**
 - 20MND5 integrated
 - Pressure test conditions

} **Basic RCC-M requirement now similar to ASME III**

MDEP 2009 Conference 6

AFCEN Standards

afcen

French Society for design, construction and surveillance in operation Rules for Nuclear Island Components



RCC-M

AFCEN codes edited in French and English (combined Paper and CD-Rom versions)

Other translations with Afcen agreements (Russian, Chinese)

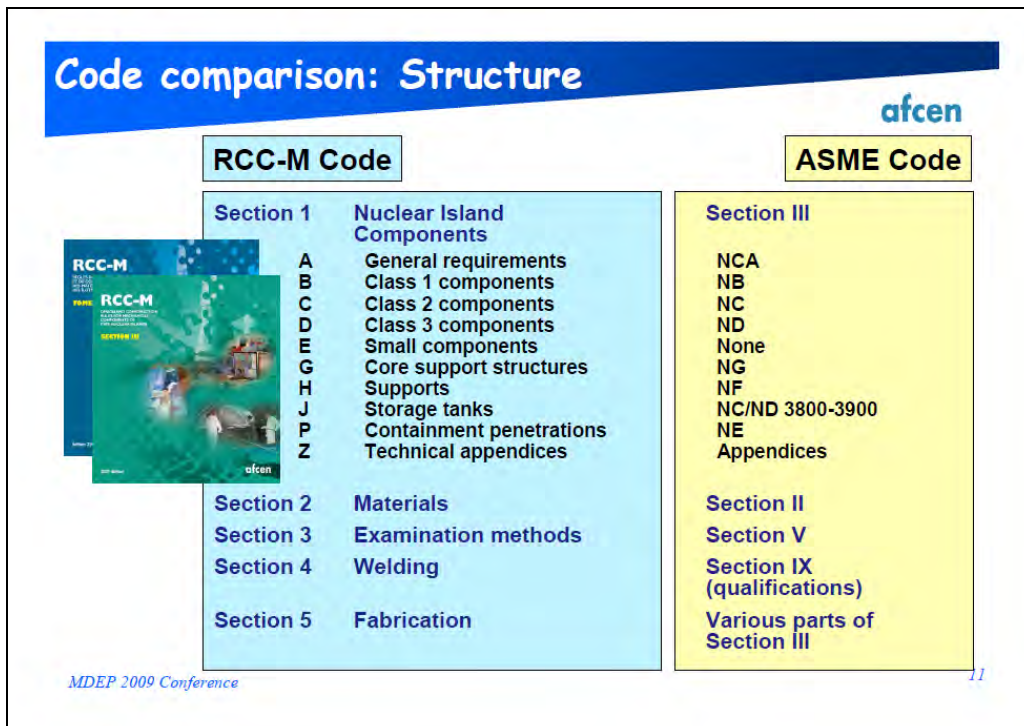
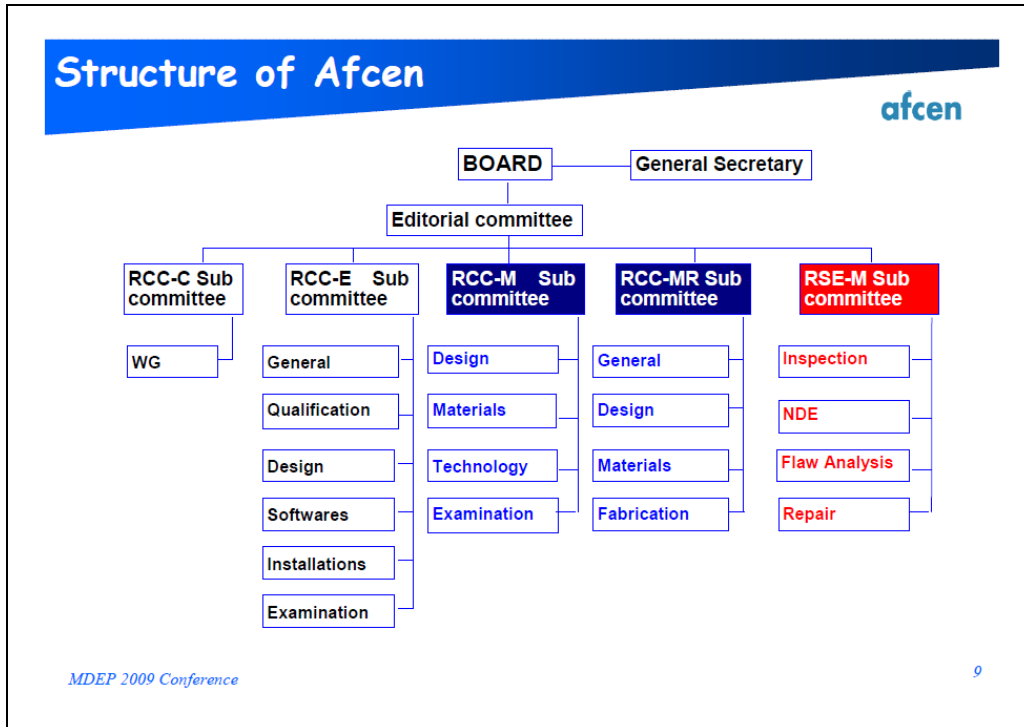








MDEP 2009 Conference 8



Future RCCM Evolutions

afcen

- ✓ **Adaptation to other Regulatory contexts depending on project needs**
 - Through additional non-mandatory appendices
- ✓ **Consideration of new editions of standards**
 - Updating of QA provisions in A.5000 referring to ISO and IAEA standards
- ✓ **Improve convergence between codes**
 - Safety margins 4 on UTS to be replaced by 3.5 for class 2/3 equipment
 - Updating of stress indices and equations
- ✓ **Integration of developments**
 - Consideration of environment effects in fatigue evaluation
 - Non-mandatory appendix Z.L based on existing code design fatigue curves and reserve factors under evaluation
 - Need for in-depth discussions between Code Committees

Representatives from manufacturers

Tsuyoshi Nakamura, General Manager, Japan Steel Works, Ltd.


NEA/MDEP Conference

**Differences on Requirements of Codes
for Manufacturing of Forgings**

Sept. 10, 2009

Tsuyoshi Nakamura
General Manager of Nuclear Energy Dept.
THE JAPAN STEEL WORKS, LTD.

1



Contents

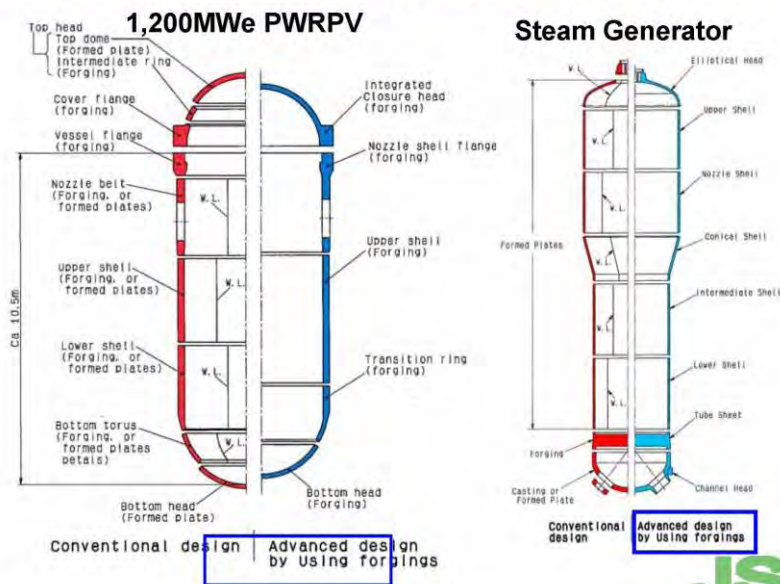
1. Manufacturing Experience of Nuclear Forgings
2. Main Applicable Codes for Forgings
3. Differences on Requirements of Codes
4. Vender Inspection
5. Expectation to MDEP's Activities

2

JSW

1. Manufacturing Experience of Nuclear Forgings

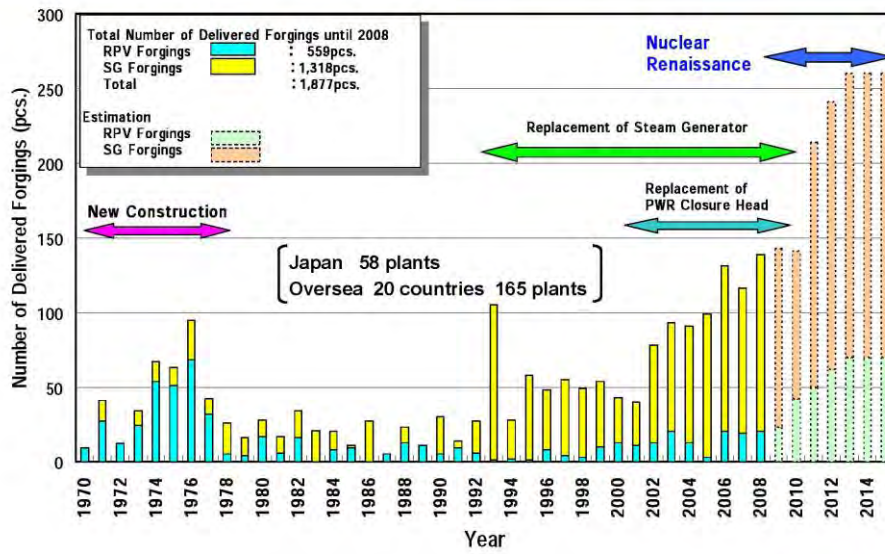
1.1 Development of Large Integrated Forgings



3

JSW

1.2 Manufacturing Experience of Forgings for RPV & SG



4



1.3 Manufacturing Experience of Forgings for ABWR

Shell 4 with skirt

No.	Plant	#1	#2	#3	#4	#5	#6	#7	#8	#9	#10
1	Core Vessel	F	F	F	F	F	F	F	F	*	*
2	Shell Flange	F	F	F	F	F	F	F	F	(F)	*
3	Shell No.1	-	P	-	-	-	F	F	F	-	-
4	Shell No.2	-	P	-	-	-	F	F	F	-	-
5	Shell No.3	F	F	F	F	F	F	F	F	(F)	*
6	Shell No.4	F	F	F	F	F	F	F	F	(F)	*
7	Reactor Head	F	F	F	F	F	F	F	F	(F)	(F)
8	Bottom Dome	F	F	F	F	F	F	F	F	(F)	*
9	Core Grid Disk	F	F	F	F	F	F	F	F	(F)	*
10	Shroud	-	-	-	-	-	-	F	(F)	-	-

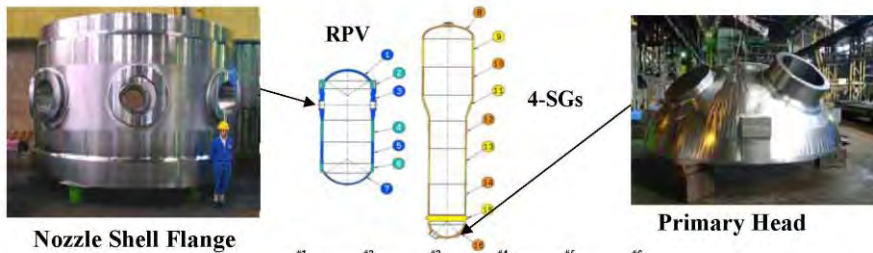
F: Forging P: Plate () : Under manufacturing * : Before manufacturing



5



1.4 Manufacturing Experience of Forgings for EPR



Nozzle Shell Flange

Primary Head

Component	No.	Product	Project					
			#1	#2	#3	#4	#5	#6
RPV	1	Closure Head	F	-	-	-	-	*
	2	Head Flange	F	F	F	-	-	*
	3	Nozzle Shell Flange	F	F	F	(F)	(F)	(F)
	4	Upper Core Shell	F	F	F	-	-	*
	5	Lower Core Shell	F	F	F	-	-	*
	6	Transition Ring	F	F	F	-	-	*
	7	Bottom Head	F	-	-	-	-	*
SG	8	Elliptical Head	F	F	F	-	*	-
	9	Upper Shell	F	-	-	-	-	-
	10	Nozzle Shell	F	-	-	-	-	-
	11	Conical Shell	F	F	F	*	*	-
	12	High Shell	F	-	-	-	-	-
	13	Intermediate Shell	F	-	-	-	-	-
	14	Lower Shell	F	-	-	-	-	-
	15	Tube Sheet	F	F	F	-	*	-
	16	Primary Head	F	F	F	*	*	-

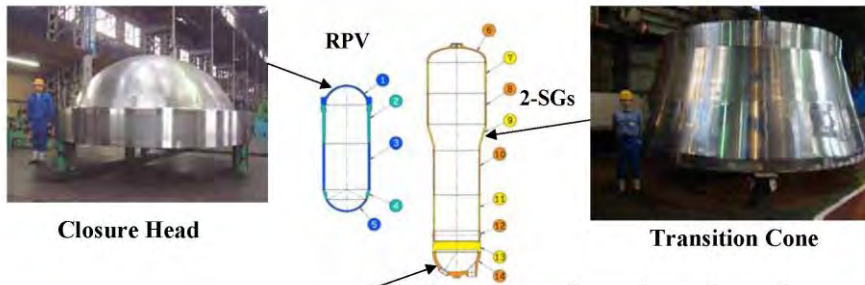
TBD: To Be Determined

F : Forging () : Under manufacturing * : Before manufacturing

JSW

6

1.5 Manufacturing Experience of Forgings for AP1000



Closure Head

Transition Cone



Channel Head

Component	No.	Product	Project			
			#1	#2	#3	#4
RPV	1	Closure Head	F	(F)	*	*
	2	Vessel Flange Shell	F	(F)	*	*
	3	Lower Shell	F	(F)	*	*
	4	Transition Ring	F	(F)	*	*
	5	Bottom Head Dome	F	(F)	*	*
SG	6	Upper Head	F	*	*	*
	7	Upper Shell B	-	*	*	*
	8	Upper Shell A	-	*	*	*
	9	Transition Cone	F	*	*	*
	10	Lower Shell C	-	*	*	*
	11	Lower Shell B	-	*	*	*
	12	Lower Shell A	-	*	*	*
	13	Tube Sheet	F	(F)	*	*
	14	Channel Head	F Separate Shell	(F)	*	*

F : Forging () : Under manufacturing * : Before manufacturing

TBD: To Be Determined

JSW

7

2. Main Applicable Codes for Forgings

Applicable code is difference for each reactor design.

AP1000 : ASME

ABWR : JSME, ASME

EPR : RCCM, ASME

Customers require sometimes to apply bi-codes for manufacturing of forgings.

8

JSW

3. Differences on Requirements of Codes

There are differences of requirements on codes for manufacturing of forgings.

- **Material Specification (Chemical Compositions, Mechanical Properties)**
- **Qualification of Personnel (NDE, Tests)**
- **Calibration Procedure for Tests & Examination Equipments (NDE, Mechanical Tests, Length Measuring , Temperature Measurements, etc.)**
- **Tests & Examinations Procedure and Acceptance Standards**
- **Units for Measuring**
- **Scope of Vender Inspection**

9

JSW

4. Vender Inspection

JSW has many experience to receive vender inspection (audit/survey) by,

USA : NRC, ASME

France : DEP

Germany : TUEV

Owners

Customers (Reactor Venders, Fabricators)

10

JSW

5. Expectation to MDEP's Activities

JSW (material manufacturer) expects to MDEP's activities,

- To harmonize requirements of Code and Standard for material manufacturing.**
- To simplify the process of manufacturer qualification.**

11

JSW

Representatives from manufacturers

Mr. Kim, Vice-President, NPP Quality Control, Doosan (PPT)



Doosan Heavy Industries & Construction

**Nuclear
Businesses**

Sept 10, 2009



Session 3
NEA/MDEP Conference on the New Reactor Design Activities

Sang Jin, Kim sangjinkim@doosan.com
Doosan Heavy Industries and Construction Co., Ltd.

Fully Integrated Single Site Manufacturing Facility

Plant Area
 Ground Area: 4,429,000m²
 Roofed Area: 425,000 m²

Doosan Heavy Industries & Construction
DOOSAN Proprietary

Major Nuclear Products (PWR)

- ◆ Nuclear Steam Supply System
 - Reactor Vessel
 - Reactor Internals
 - Control Element Drive Mechanism
 - Integrated Head Assembly
 - Steam Generator
 - Pressurizer
 - Primary Piping
 - Fuel Handling System Equipment
- ◆ Balance Of Plant
 - Heat Exchangers
 - Pressure Vessels & Tanks
 - Gas Stripper
 - Boric Acid Concentrator
 - Moisture Separator Reheater
- ◆ Fuel Storage
 - New and Spent Fuel Racks
 - Spent Fuel Transportation Cask/Canister


NSSS of OPR (Optimized Power Reactor)

Spent Fuel Transportation Cask/Canister for Kori site


Doosan Heavy Industries & Construction
DOOSAN Proprietary

Major Nuclear Products (PHWR)


- ◆ Major Products for CANDU plants
 - Calandria
 - Feeder/Header
 - Steam Generator
 - Pressurizer
 - Degasser Condenser
 - Major Heat Exchangers
 - Tanks
 - Fuelling Machine Bridge



Shipping of Wolsong #4 Calandria at DOOSAN shop



Fabrication of Feeder/Header Assembly
DOOSAN Proprietary







Doosan Heavy Industries & Construction


Development of Korea Nuclear Technology

Over 30 years experience in nuclear power, Korea has accomplished accumulated proven and state-of-the-art technology.

- DOOSAN completed supplying components of 8 units of new NPP in Korea
- DOOSAN is fabricating components of 6 units of new NPP in Korea
- DOOSAN has supplied components for new NPP and replacements to China and U. S.A.

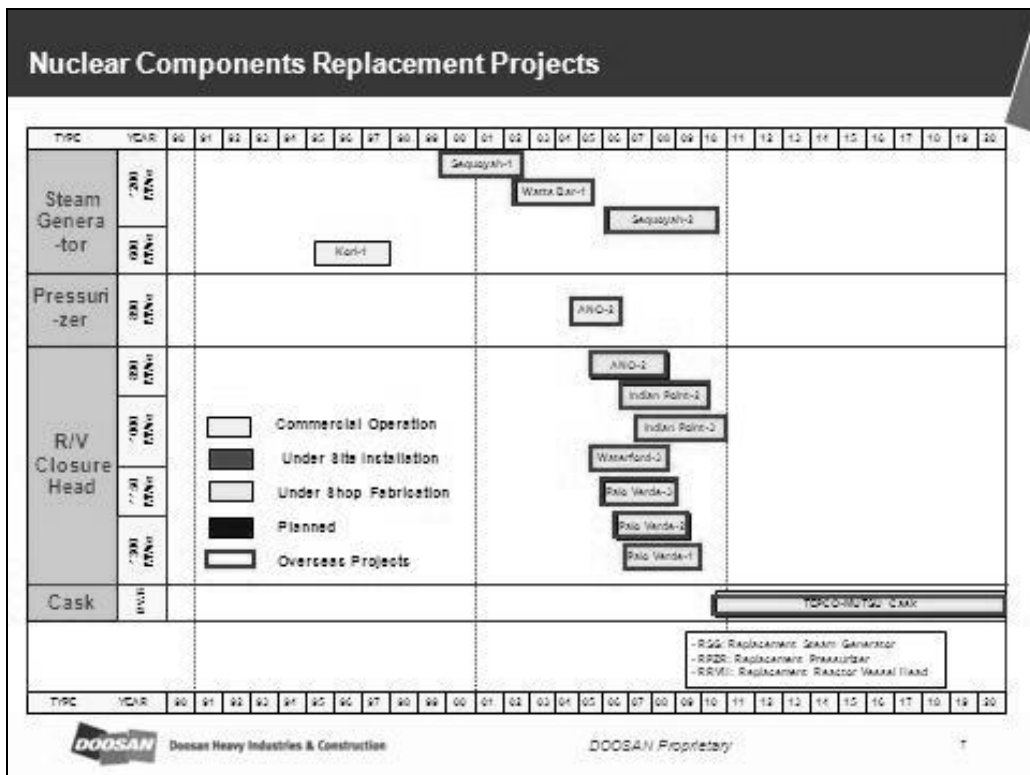
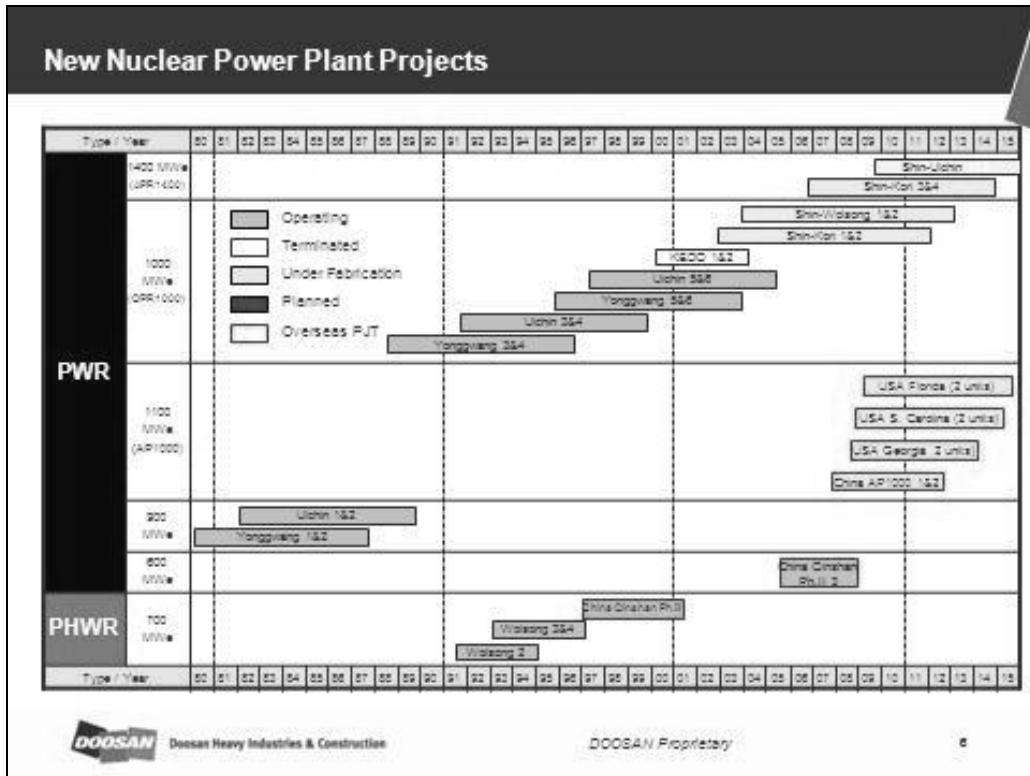


1970s	1980s	1990s	2000s
Introduction of Nuclear Power  Construction of Kori #1 ('71-'78)	Promotion of Localization  Establishment of Localization Plan ('84)	Achieved Technology Self-reliance  OPR 1000 Development ('95)	Development of Advanced Reactor  APR 1400 Development ('01)



Doosan Heavy Industries & Construction

DOOSAN Proprietary 5



Major Experiences of Supplying Nuclear Components

**Qinshan Phase III #1&2
Steam Generator**



**Sequoyah #1
Steam Generator**



**Watts Bar #1
Steam Generator**



**Arkansas Nuclear One #2
Pressurizer**



**Ulchin #5
Reactor Vessel**



**Qinshan Phase II #3
Reactor Vessel**




 Doosan Heavy Industries & Construction

DOOSAN Proprietary


5

AP1000 Components being made in DOOSAN

DOOSAN had received Orders to supply Reactor Vessels, Steam Generators, Reactor Vessel Internals and other components of AP1000 in China and USA



The map highlights AP1000 projects in China (Haliyang #1, Sanmen #1) and the USA (Vogtle #3,4; V.C. Summer #2,3; Levy #1,2). Labels 'AP1000' are placed near the project locations.

 Doosan Heavy Industries & Construction

DOOSAN Proprietary

6

Summary

- DOOSAN recognizes its role in the success of new US nuclear plants is to supply high quality products and on time delivery.
- DOOSAN is investing to ensure that we can meet all of the customer value in US new plant projects by
 - Maintaining high manufacturing capabilities
 - Well qualified and experienced employees
 - Reliable and quality supply chain
 - Cooperative support to & communication with customer.

2009 NEA/MDEP Conference Topics

- How new reactor design review activities is managed in DOOSAN
- Expectations to the Future MDEP Activities

NEAMDEP Expectations

•Codes and Standards Working Group (CSWG) Activities

- Evaluation of the similarities and differences among Codes & Standards are underway
- Things are different...Codes and Standards harmonization is difficult
- 1st Step : Quality Assurance Criteria be harmonized
- 2nd Step : Design and Fabrication Codes for pressure boundary be reconciled

•Vendor Inspection Cooperation Working Group (VICWG) Activities

- New Reactor vendor inspections is being reinforced
- Many components be manufactured Outside of Country
- Global Supply Chain oversight activities be cooperated International Regulators
- Joint vendor inspection by Regulators be Needed [Examples: NUPIC and NIAC]
- But, in any case, International Regulators' vendor inspection Policy, Requirements, Program and Interests are different

DOOSAN, as AP1000 major component supplier

To introduce Design Review working process with Westinghouse for AP1000

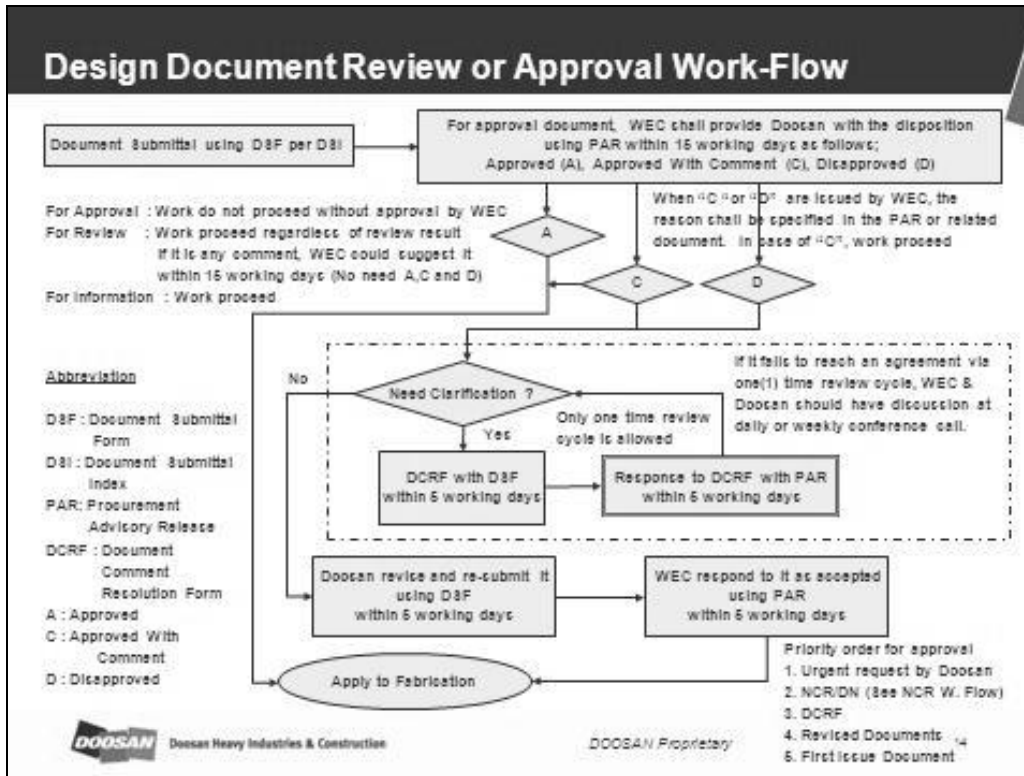
Westinghouse as a design company and DOOSAN as a component manufacturer, we do keeping strong business partnership in various projects.

WEC develop design drawings and various design requirements and transmit to DOOSAN through WEC's e-room. And DOOSAN review WEC requirements and make manufacturing drawings, MPS (material purchase specification), QP (quality plan), WPS (welding process specification) and detail manufacturing procedures.

DOOSAN submits all manufacturing drawings and documents to WEC for their review.

DOOSAN has 30years manufacturing experiences and engineering capability. So, when we review WEC design documents, DOOSAN would like to add our knowledge and experiences to their AP1000 design. And comparing our previous experience, the differences and unique things notified our relevant team and for some cases we discuss with WEC to find best way to manufacturing.

DOOSAN well understands that AP1000 is the most outstanding plant among GEN III+ types. Even though our contribution is too small for AP1000 design, DOOSAN believes that our experiences can make AP1000 more perfect one.



Communication and Response

- Geographical distances between Korea manufacturing facilities, designers (Westinghouse), utility customers and US construction sites

DOOSAN maintains SDMS (Site Document Management System) for customers in the geographical distances.

- Submits all documents for customer approval and receives documents from customers.

Main window of SDMS

What for use

- Document registration, transmittal and storage
- Communication tools (review and approval)

How to use

- Easy to access on web-site and log-in
- Good reputation from customer

What to achieve

- Sharing information in real time
- Safe document storage

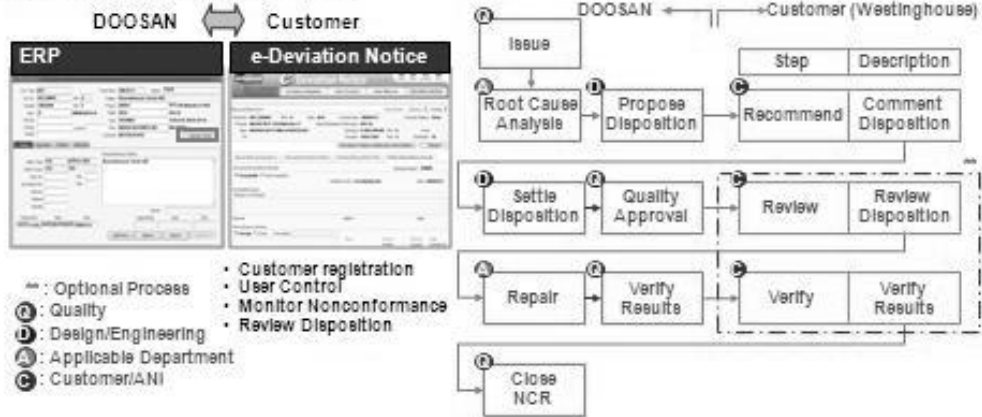
DOOSAN Doosan Heavy Industries & Construction DOOSAN Proprietary

Communication and Response

Doosan also maintains e-Deviation Notice System to share information with customers.

- Whole processes such as NCR notification, review, disposition and approval are executed and monitored.

Communication Channel with Customer



Additional contributions from Session 4

Reactor vendor representatives

Mr. Head, Senior Vice-President, Regulatory Affairs, GE-Hitachi

Design activities within GE-Hitachi are rigorously controlled within a framework of procedures. Early in the GE-Hitachi design process, there is a requirement to gather design inputs and customer technical requirements. As defined in the controlling procedure, “design inputs include, but are not limited to design bases, design criteria, design parameters, performance requirements, regulatory requirements, codes and standards”. Customer Technical Requirements often include the additional regulatory requirements, codes and standards. We actively maintain a comprehensive library of such codes and standards for easy reference, including the applicable NRC Regulatory Guides that may exist. In order to ensure a comprehensive design, the design process often, depending upon the complexity of the design, includes an independent verification of the design inputs early in the process (prior to actual initiation of the design efforts) to preclude rework.

Maintaining the library of applicable regulatory requirements, codes and standards is an area where international collaboration would be useful. There are sometimes conflicts between codes and standards and maintenance of a matrix of applicability would be useful similar to the Nuclear Energy Standards Co-Ordination Collaborative (NESCC), except on an international scale.

Additional contributions from Session 6

Operator/licensee representative

Yonezo Tsujikura, Senior Advisor, Japanese Federation of Electric Power Companies

Operator's/Licensee's Cooperation
on MDEP Activities

NEA/MDEP Conference
on the New Reactor Design Activities
September 10-11, 2009

The Federation of Electric Power Companies
Yonezo Tsujikura

The Federation of Electric Power Companies

1

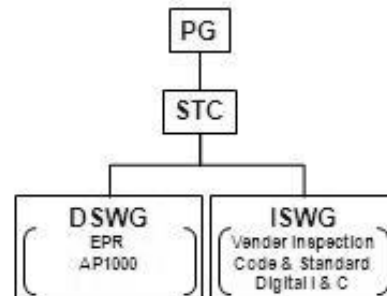
Understanding on MDEP Activities

> Objectives

- To pursue multinational harmonization of nuclear safety regulations
- Advanced reactors (Generation III, III+, IV)

> Status of development

- Issue-specific WGs are examining regulatory differences between countries.
- The study at Issue-specific WGs is now at the fact-finding stage, albeit different progress at each issue.
- Design-specific W/Gs have been set up for pursuing the harmonization for AP-1000 and EPR (Generation III+). Studies are underway at the each Design-specific WG.
- Information shared only among the countries related to EPR and AP-1000.



MDEP structure

View on MDEP

- Licensing risk reduced through the harmonization of regulatory requirements
 - Design, manufacturing and construction streamlined through the harmonization of regulatory practice
 - Social understanding promoted by internationally-recognized regulations
 - Current regulations and regulatory practices expected to be improved through the scientific and rational approach
-
- Objective and its associated development process in each WG are not clearly disclosed. Clarification of objective and development process is desired.

Expectation for MDEP

- Important to ensure applicability based on individual countries' industrial and social backgrounds
- Review process enabling the reflection of Industry side requests at suitable stage
- Clear-cut distinction of MDEP exercise from the regulation for existing plants
- MDEP outcomes reflected to streamline the home countries' regulation from the viewpoint of scientific and rational regulatory system
- Active information disclosure on the MDEP progress

View on "Harmonization"

- Presenting the concept of safety assurance with transparency
- Streamlining of the industrial activities
- Averting licensing risks to facilitate early construction
- Offering applicability to various countries around the world

Future Initiatives of Utilities

- Continue cooperation for MDEP with vendors
- Actively present our comments at various stages through the development process
- Continue attention to the process for gauging the Impact on the Industry
- Work on regulatory authorities to reflect the state-of-the-art knowledge to the current regulations from scientific and rational viewpoint
- Enhanced communication between Industry and regulator at MDEP activity as well in line with the general understanding of the growing importance in communication

Non-MDEP regulator

Ulrich Schmocker Director, Federal Nuclear Safety Inspectorate (ENSI)

New builds in Switzerland: current Situation (September 2009)

U. Schmocker, R. Sardella, Swiss Federal Nuclear Safety Inspectorate (ENSI)

According to the Nuclear Energy Act of 2003 the licensing of new builds in Switzerland is a three-step process in which the applicant has to sequentially submit requests and get grants for a general license, a construction license and an operating license. It has been estimated that the whole process may take 16 to 18 years until a new unit can start operating in Switzerland.

The first step, the so called general license is essentially a site license, but it also serves the purpose of forming a public opinion. In fact the general license, as issued by the Swiss government, has to be approved by the Swiss parliament and it is subject to a countrywide public vote.

For the general license the applicant has to select a site and submit a comprehensive site evaluation that allows defining the site specific hazards which the new NPP has to be design against. Very few details about the reactor that the applicant proposes to build have to be provided, namely indications about the reactor type (e.g. LWR), its thermal power, its main cooling system (e.g. cooling tower) and the arrangement of the main buildings. Besides the technical suitability of the site, an environmental impact assessment has also to be provided by the applicant.

By the end of 2008 three general license applications have been submitted by the Swiss electrical companies ALPIQ Holding Ltd., the Axpo Group and BKW FMB Energie Ltd. The proposed sites are already existing NPP sites where one to two units are in operation since 1979 (Gösgen NPP), 1969 resp. 1971 (Beznau I and II NPPs) and 1972 (Mühleberg NPP). For the sites of Beznau and Mühleberg the proposed new builds are explicitly aimed at providing power generation in substitution of the older units.

The assessment of the nuclear safety aspects of the general license applications is being carried out by the ENSI and the safety evaluation reports for the three applications are expected to be issued by the autumn 2010. The Federal Office for the Environment is in charge of doing the evaluation of the environmental aspects related to the proposed new builds. The site characteristics that need to be discussed in the application are:

- Geography and population distribution
- Traffic routes and industry (includes aircraft crash hazards)
- Logistics and construction site

- Meteorology
- Hydrology and ground water
- Geology, foundation material and seismology
- Connection to the power grid

The hazards originated by a combination of external events shall be investigated too. Deterministic and probabilistic arguments need to be considered as well as the newest data and state-of-the-art models.

Besides the general license, the applicants are pursuing the preparation work for the construction license. The main topic in this phase is the definition of the requirements on the design which will be included in the call for tenders. The ENSI is also devoting some resources to this subject building an internal know-how on the most common reactor designs of generation III/III+ and planning a rethinking of some of its guidelines, e.g. the safety classification of structures, systems and components

From the perspective of a small nuclear country as Switzerland and a correspondingly small nuclear regulator as the ENSI it is of vital importance to be able to rationalise resources and don't do duplicate work. Hence for the ENSI it is important to share knowledge with other regulators and lift some results that have already been produced. Though the undergoing ENSI activities for new builds concentrate in the current phase on siting issues and the work on design requirements has not started at full speed yet; the ENSI provides for existing reactors quite advanced work in some areas (e.g. PSA), which could be beneficial also for new builds. As a further point it should be noted that the interaction of the ENSI with the vendors runs officially always through the applicants. Taking part in a multinational vendor inspection or auditing program would give the ENSI the possibility to gain additional insights in areas like quality assurance and project management which have proven critical in the current new builds projects.

In more general terms it is certainly in the interest of the nuclear regulators community to have a common understanding and possibly an agreement on regulatory practices applied to critical issues like external events, passive systems, digital I&C, etc. This would equal to define a sort of state-of-the-art from the regulatory point of view as a counterbalance to the 'reactor standardisation' that has been pushed forward by the vendors.

Appendix B

List of participants

**Multinational Design Evaluation Programme (MDEP)
Conference on New Reactor Design Activities**

**Paris, France
10-11 September 2010**

List of participants

BELGIUM

RORIVE, Paul
President
FORATOM
E-mail: paul.rorive@gdfsuez.com

CANADA

GOODMAN, Robert M.
Director of Engineering for the Darlington
New Nuclear Project
Ontario Power Generation
E-mail: bob.goodman@opg.com

HOPWOOD, Jeremy Martin
Manager/Safety and Lising CANDU 300
Atomic Energy of Canada Limited (AECL)
E-mail: hopwoodj@aecl.ca

IBRAHIM, Ahmed
Engineering Design Assessment Division
Canadian Nuclear Safety Commission (CNSC)
Email: ahmed.ibrahim@cnsccsn.gc.ca

JAMIESON, Terry
Vice-President
Technical Support Branch
Canadian Nuclear Safety Commission (CNSC)
Email: terry.jamieson@cnsccsn.gc.ca

WEBSTER, Philip
Director
Darlington Regulatory Programme
Canadian Nuclear Safety Commission (CNSC)
Email: philip.webster@cnsccsn.gc.ca

ZEMDEGS, Raidis
Equipment and Systems Department
Nuclear Technical Service Division
Ontario Hydro Nuclear
Atomic Energy of Canada Limited (AECL)
Email: zemdegs@aecl.ca

CZECH REPUBLIC

DRABOVA, Dana
Chairman
State Office for Nuclear Safety
Email: dana.drabova@subj.cz

VASA, Ivo
Head
Nuclear Power and Safety Division
Nuclear Research Institute Rez plc (NRI)

Email: vas@nri.cz

FINLAND

LAAKSONEN, Jukka
Director General
Radiation and Nuclear Safety Authority
(STUK)

Email: jukka.laaksonen@stuk.fi

REIMAN, Lasse
Director
Safety Regulation
Radiation and Nuclear Safety Authority
(STUK)

Email: lasse.reiman@stuk.fi

SILVENNOINEN, Pekka
Project Director for Olkiluoto 3
Teollisuuden Voima, Ltd. (TVO)

Email: Pekka.silvennoinen@vtt.fi

TIIPANA, Petteri
Director
Nuclear Reactor Regulation
Radiation and Nuclear Safety Authority
(STUK)

Email: petteri.tiipana@stuk.fi

FRANCE

ACKER, Denis
Administrator
DEN/DSNI
Commissariat à l'Energie Atomique
(CEA)

Email: denis.acker@cea.fr

BOUTEILLE, Francois
Senior Vice-President of Safety and Licensing
and Licensing Manager for Olkiluoto 3 Project
AREVA

Email: francois.bouteille@areva.com

BUET, Baptiste
Manager
European and OECD Affairs
AREVA

Eml: baptiste.buet@areva.com

CENERINO, Gerard
Engineer
Nuclear Reactor Safety
Institut de Radioprotection et
de Sûreté Nucléaire (IRSN)

Email: gerard.cenerino@irsn.fr

CLOS, Adeline
Senior Executive
International Relations Department
Autorité de sûreté nucléaire (ASN)

Email: adeline.clos@asn.fr

DRUBAY, Bernard Technical Advisor DEN/DANS Commissariat à l'Énergie Atomique (CEA)	Email: bernard.drubay@cea.fr
FAIDY, Claude Consultant Engineer EDF-SEPTEN	Email: claud.faidy@edf.fr
FIORINI, Gian Luigi Generation IV Representative CEA-Cadarache	Email: gian-luigi.fiorini@cea.fr
FOUREST, Bernard Senior Safety Advisor EURELECTRIC	Email: bernard.fourest@edf.fr
GUPTA, Olivier Deputy Director-General Autorité de la Sûreté Nucléaire (ASN)	Email: olivier.gupta@asn.fr
HALL, Victor Operations Engineer Autorité de sûreté nucléaire(ASN)	Email: victor.hall@asn.fr
HEDIN, François Deputy Directeur, Branche Énergies Services EDF/SEPTEN	Email: francois.hedin@edf.fr
HERVIOU, Karine EPR Project Manager DSR/DIR Institut de Radioprotection et de Sûreté Nucléaire (IRSN)	Email: karine.herviou@irsn.fr
LACOSTE, André-Claude Chairmain Autorité de la Sûreté Nucléaire (ASN)	Email: andre-claude.lacoste@asn.fr
LANORE, Jeanne-Marie Scientific Advisor Institut de Radioprotection et de Sûreté Nucléaire (IRSN)	Email: jeanne-marie.lanore@irsn.fr
LAUGIER, Cécile Président AFCEN	Email: cecile.laugier@edf.fr
LIMOUSIN, Sébastien Director Nuclear Pressure Equipment Department Autorité de Sûreté Nucléaire (ASN)	Email: sebastien.limousin@asn.fr
MATHET, Eric Project Manager Licensing and Safety ATMEA: an AREVA and MHI Company	Email: eric.mathet@atmea-sas.com
MAYOUSSE, Martine Nuclear Safety and Licensing Manager AREVA	Email: martine.mayousse@areva.com

MILLER, Alex
Nuclear Safety Inspector
Autorité de Sûreté Nucléaire (ASN)

Email: alex.miller@asn.fr

NIEL, Jean-Christophe
Director-General
Autorité de sûreté nucléaire (ASN)

Email: jean-christophe.niel@asn.fr

OURSEL, Luc
President and CEO
AREVA NP

Email: luc.oursel@areva.com

PEIRO, Stéphanie
Project Manager
Autorité de sûreté nucléaire (ASN)

Eml: stephanie.peiro@asn.fr

REGNIER, Pascal
Deputy Manager I&C Section
Institut de Radioprotection et
de Sûreté Nucléaire (IRSN)

Email: pascal.regnier@irsn.fr

SALHA, Bernard
Director of the Nuclear Engineering Division
EDF

Email: bernard.salha@edf.fr

SALHI, Othman
Vice-President of Asia Marketing
FRAMATOME/AREVA NP

Email: othman.salhi@areva.com

WACK, Guillaume
Director Director
Nuclear Power Plants Department
Autorité de Sûreté Nucléaire (ASN)

Email: guillaume.wack@asn.fr

WOOLDRIDGE, Christopher
Project Manager
AREVA Risk Management Consulting Ltd

Email: christopher.wooldridge@areva.com

ZUMBIHL, Thierry
AREVA NP

Email: thierry.zumbihl@areva.com

GERMANY

DAISS, Peter
EnBW Energie Baden-Württemberg AG

Email: p.daiss@kk.enbw.com

MICKLINGHOFF, Michael
Vice-President
E.ON Kernkraft GmbH

Email: michael.micklinghoff@eon-energie.com

RAETZKE, Christian Peter
Vice-President
International Regulatory Affairs
E.ON Kernkraft GmbH

Email: christian.raetzke@eon-energie.com

SCHIELKE, Stefan
Environmental Protection and
Nuclear Activities/Regulation
Ministry of the Environment

Email: stefan.schielke@grs.de

YÜEKSEL, Deniz
Environmental Protection and
Nuclear Reactor Safety
Ministry of the Environment

Email: deniz.yueksel@bmu.bund.de

INDIA

SHARMA, S.K.
Chairman
Atomic Energy Regulatory Board

Email: sksharma@aerb.gov.in

JAPAN

AKIMOTO, Seiichi
Counselling Expert
Japan Nuclear Energy Safety Organisation
(JNES)

Email: akimoto-seiichi@jnes.go.jp

BESSHO, Yasunori
Safety Information Division
Incorporated Administrative Agency
Japan Nuclear Energy Safety Organisation
(JNES)

Email: bessho-yasunori@jnes.go.jp

HIRATA, Masaru
Japan Atomic Energy Agency

Email: hirata@jaea.fr

IIDA, Soichi
Mitsubishi Corporation

Email: soichi.iida@mitsubishicorp.com

ITO, Fumitaka
Mitsui & Co., Ltd.

Email: f.ito@mitsui.com

KAJIMOTO, Mitsuhiro
Deputy Director General
Nuclear Energy System Safety Division
Japan Nuclear Energy Safety Organisation
(JNES)

Email: kajimoto-mitsuhiro@jnes.go.jp

KAMEYAMA, Naoto

Email: kameyama@club.ntt.fr

MASUI, Hideki
Deputy Manager
Tokyo Electric Power Corporation

Email: masui.hideki@tepcoco.jp

MATSUURA, Masayoshi
Hitachi

Email: masayoshi.matsuura.jn@hitachi.com

MIYAGUCHI, Jinichi
Mitsubishi Heavy Industries, Ltd.

Email: jinichi_miyaguchi@mhi.co.jp

MIZUTA, Hitoshi
The Kansai Electric Power Company

Email: mizuta.hitoshi@c5.kepcco.jp

MORISHITA, Masaki
FBR Systems Reliability Research Unit
Advanced Nuclear System Research and
Development Directorate
Japan Atomic Energy Agency

Email: morishita.masaki@jaea.go.jp

MORIYA, Kumiaki
Hitachi

Email: kumiaki.moriya.xk@hitachi.com

MURAOKA, Hirotaoka
Japan Steel Works

Email: muraoka@jsw.de

NAKAMURA, Koichiro
Deputy Director-General for Safety
Nuclear and Industrial Safety Agency (NISA)
Ministry of Economy, Trade and Industry
(METI)

Email: nakamura-koichiro1@meti.go.jp

NAKAMURA, Tsuyoshi
General Manager
Japan Steel Works

Email: tsuyoshi_nakamura@jsw.co.jp

OZAKI, Akira
Toshiba

Email: akira1.ozaki@toshiba.co.jp

SATO, Hiroyuki
The Nuclear Safety Commission

Email: hiroyuki.sato@cao.go.jp

SHIMIZU, Takeo
Toshiba

Email: takeo2.shimizu@toshiba.co.jp

SHINDO, Toshiya

Email: shindot@fepec.or.jp

SHIOTANI, Tatsuya

Email: tshiotani@iae.or.jp

TAJIMA, Masao

Email: iida@janus.co.jp

TSUJIKURA, Yonezou
Advisor on Nuclear Engineering
Federation of Electric
Power Company

Email: tsujikuy@fepec.or.jp

UEDA, Yoji
Ministry of Economy, Trade and Industry
(METI)

Email: ueda-yoji@meti.go.jp

UGAYAMA, Ari
Deputy Director for Nuclear Safety
International Affairs Office
Nuclear and Industrial Safety Agency (NISA)
Ministry of Economy, Trade and Industry
(METI)

Email: ugayama-ari@meti.go.jp

YAMAUCHI, Kiyoshi
Executive Officer and Senior Vice-President
Nuclear Energy Systems
Mitsubishi Heavy Industries

Email: kiyoshi_yamauchi@mhi.co.jp

YOKOTA, Masashi
Japan Atomic Industrial Forum

Email: m-yokota@jaif.or.jp

YOSHII, Ryosuke
Japan Nus, Co., Ltd.

Email: yoshii-r@janus.co.jp

KOREA (REPUBLIC OF)

KIM, Sang Jin
Vice-President
Nuclear Power Plant Quality Control
Doosan Heavy Industries (DHI)

Email: sangjinkim@doosan.com

LEE, Young-Il
Korea Hydro and Electric Power Co., Ltd.

Email: yilee@khnp.co.kr

MEXICO

ACOSTA ARRENDONDO, F.A.
Director-General of Electricity
Ministry of Energy

Email: facosta@energia.gob.mx

NETHERLANDS

BOXMAN, Engelbertus Wilhelm
Ministry of Housing, Spatial Planning
and the Environment

Email: hubert.boxman@minvrom.nl

DELFINI, Ginevra
Ministry of Housing, Spatial Planning
and the Environment

Email: ginevra.delfini@minvrom.nl

KLOMBERG, Theo
Ministry of Housing, Spatial Planning
and the Environment

Email: theo.klomborg@minvrom.nl

SCHRAVER, Marco
Ministry of Housing, Spatial Planning
and the Environment

Email: marco.schraver@minvrom.nl

VAN DER SCHAAF, Martijn
Senior Policy Advisor Radioactive Waste
Ministry of Housing, Spatial Planning
Directorate of Environmental
Safety & Risk Management

Email: martijn.vanderschaaf@minvrom.nl

P.R. OF CHINA

JIANG, Guang
Northern Regional Office
National Nuclear Safety Administration

Email: nscjiangguang@sina.com.cn

JIANG, Wie
Deputy Director-General
Department of Nuclear Safety Management
National Nuclear Safety Administration

Email: jiangwei@sepa.gov.cn

YIN, Dejian
Scientific and Technical Department.
Embassy of the P.R. of China in France

Email: yindejian@tsinghua.org.cn

POLAND

CZERSKI, Piotr
Poloska Grupa Energetyczna

Email: piotr.czerski@pgesa.pl

FRAC, Rafal
Counsellor
Polish Delegation to the OECD

Email: rafal.frac@oecd-poland.org

JACKOWSKI, Tomasz
Nuclear Energy Department
Ministry of Economy

Email: tomasz.jackowski@mg.gov.pl

NOWACKI, Tomasz Robert
Senior Expert for Legal Affairs
Nuclear Energy Department
Ministry of Economy

Email: tomasz.nowacki@mg.gov.pl

JURKOWSKI, Maciej
Vice-President
National Atomic Energy Agency

Email: maciej.jurkowski@paa.gov.pl

TROJANOWSKA, Hanna
Government Commissioner for Nuclear Energy
Ministry of Economy

Email: sekretariathtrojanowska@mg.gov.pl

PORTUGAL

CARVALHO SOARES, Jose
Centro de Fisica Nuclear
da Universidade de Lisboa

Email: soaresjc@cii.fc.ul.pt

RUSSIAN FEDERATION

ASMOLOV, Vladimir
First Deputy Director General
“Concern ENERGOATOM”,
Rosenergoatom

Email: ivanova@rosenergoatom.ru

BEZZUBTSEV, Valery
Deputy Chairman
Rostekhnadzor

Email: bvs@gan.ru

KHAMAZA, Alexander A.
Head of the International Relations Department
Rostekhnadzor

Email: a.khamaza@gan.ru

KOSORUKOV, Alexander

Email: akosoroukov@yahoo.com

KUTIN, Nikolay
Chairman
Rostekhnadzor

Email: n.k.rukovod@gosnadzor.ru

MITYAEVA, Elena
Rostekhnadzor

Email: mea@gan.ru

SPEVAKOVA, Irina
Rostekhnadzor

Email: safety@gan.ru

UTENKOV, Alexey
Chief Specialist
Rostekhnadzor

Email: utenkov@gan.ru

SLOVAK REPUBLIC

KUBANYI, Jozef
Slovenian Nuclear Regulatory Authority

Email: jozef.kubanyi@ujd.gov.sk

KUBISOVA, L'ubica
Slovenian Nuclear Regulatory Authority

Email: lubica.kubisova@ujd.gov.sk

SLOVENIA

STRITAR, Andrej
Director
Slovenian Nuclear Safety Administration

Email: andrej.stritar@gov.si

SOUTH AFRICA

CLAPISSON, Guy A.
Acting CEO
South African National Nuclear Regulator (NNR)

Email: gclapiss@nrr.co.za

MAKUBIRE, Thabang
Pebble Bed Modular Reactor (Pty) Ltd.

Email: thabang.makubire@pbmr.co.za

TSELA, Alex
General Manager of Nuclear Safety, Licensing
Pebble Bed Modular Reactor (Pty) Ltd.

Email: alex.tsela@pbmr.co.za

SPAIN

LEON, Pablo
Deputy Director for New Developments
ENDESA

Email: pabloteofilo.leon@endesa.es

LEQUERICA, Ignacio
Director for Nuclear Power Plants
Consejo de Seguridad Nuclear (SCN)

Email: jilequerica@endesa.es

SWEDEN

BERGMAN, Annelie
Analyst Thermal Hydraulics and
Reactor Technology
Department of Nuclear Power Plant Safety
Swedish Radiation Safety Authority

Email: annelie.bergman@ssm.se

SWITZERLAND

SARDELLA, Rosa
New Nuclear Reactors
Swiss Federal Nuclear Safety Inspectorate

Email: rosa.sardella@ensi.ch

SCHMOCKER, Ulrich
Director
Swiss Federal Nuclear Safety Inspectorate (ENSI)

Email: ulrich.schmocker@ensi.ch

UNITED KINGDOM

BAKKEN, III, A. Christopher
Director of Nuclear New Build Operations
Safety and Licensing
EDF Energy UK

Email: chris.bakken@british-energy.com

MARINCIC, Alexis
Vice-President
Projects and Engineering
AREVA

Email: alexis.marincic@areva.com

MCGOFF, Alan
Lead – New Nuclear Build
Environment and Business
Environment Agency

Email: alan.mcgooff@environment-agency.gov.uk

STREATFIELD, Ian
Manager,
Nuclear Permitting Team
Environment Agency
Email: ian.streatfield@environment-agency.gov.uk

TROTTER, John Daniel
AREVA NP
Email: john.trotter@areva.com

WATSON, Dave
Head of Project Management Office
Nuclear Directorate
Health and Safety Directorate
Email: dave.watson@hse.gsi.gov.uk

WEIGHTMAN, Michael
HM Chief Inspector
Nuclear Directorate
Health and Safety Executive
Email: mike.weightman@hse.gsi.gov.uk

UNITED STATES OF AMERICA

BORCHARDT, Bill
Executive Director for Operations
US Nuclear Regulatory Commission
Email: bill.borchardt@nrc.gov

CLAPPER, Maureen
Science Advisor for Energy Affairs
United States Delegation to the OECD
Email: clappermx@state.gov

COGGINS, Angela
Policy Director
US Nuclear Regulatory Commission
Email: angela.coggins@nrc.gov

CRANE, Ryan
Secretary to the Standards Committee
American Society of Mechanical Engineers
(ASME)
Email: craner@asme.org

CUMMINS, W. E.
Vice-President
Regulatory Affairs and Standardisation
Westinghouse Electric Company
Email: cumminwe@westinghouse.com

DOANE, Margaret
Director
Office of International Programs
U.S. Nuclear Regulatory Commission
Email: margaret.doane@nrc.gov

DUDES, Laura
Deputy Division Director
Division of Engineering
Office of New Reactors
US Nuclear Regulatory Commission
Email: laura.dudes@nrc.gov

ERLER, Bryan
Vice-President
Nuclear Codes and Standards
ASME
Email: erlerltd@aol.com

GARBOLEVSKY, Alexander
Senior Code Consultant
HSB Global Standards
Email: alex_garbolevsky@hsbct.com

HEAD, Jerald Glen Senior Vice-President Regulatory Affairs GE Hitachi	Eml: jerald.head@ge.com
HOLAHAN, Gary Deputy Director Office of New Reactors US Nuclear Regulatory Commission	Email: gary.holahan@nrc.gov
JACZKO, Gregory B. Chairman U.S. Nuclear Regulatory Commission	Email: gbj@nrc.gov
KOLTAY, Peter Technical Assistant Office of New Reactors US Nuclear Regulatory Commission	Eml: peter.koltay@nrc.gov
LAROCHELLE, Wilfred Senior Code Consultant HSB Global Standards	Email: wilfred_larochelle@hsbct.com
MCKENNA, Eileen Chief AP1000 Projects Branch US Nuclear Regulatory Commission	Email: eileen.mckenna@nrc.gov
MESERVE, Richard Chair, INSAG President, Carnegie Institution of Washington	Email: rmeserve@ciw.edu
SWAYNE, Richard Principal Consultant Reedy Engineering Inc.	Email: rswayne@reedyeng.com
TRAVERS, William D. Executive Director of Operations US Nuclear Regulatory Commission	Email: hayam.alsouliman@eea.gov.ae
WITTICK, Brian Reactor Inspector US Nuclear Regulatory Commission	Email: brian.wittick@nrc.gov

INTERNATIONAL ORGANISATIONS

European Commission

RANGUELOVA, Vesselina EC Joint Research Centre	Email: vesselina.ranguelova@ec.europa.eu
---	--

International Atomic Energy Agency

EL-SHANAWANY, Mamdouh Head of Safety Assessment Section	Email: m.el-shanawany@iaea.org
JAMET, Philippe Director Nuclear Installation Safety Division Department of Nuclear Safety & Security	Email: p.jamet@iaea.org

Nuclear Energy Agency (NEA)

BURKHART, Lawrence
MDEP Project Officer
Nuclear Safety Division

Email: lawrence.burkhart@oecd.org

DUNN-LEE, Janice
Deputy-Director

Email: janice.dunnlee@oecd.org

ECHAVARRI, Luis
Director-General

Email: luis.echavarri@oecd.org

EMMERECHTS, Sam
Legal Adviser
Legal Division

Email: sam.emmerechts@oecd.org

GAS, Serge
Head of the Central Secretariat
External Relations and Public Affairs

Email: serge.gas@oecd.org

GRESS, Philippe
MDEP Project Officer
Nuclear Safety Division

Email: philippe.gress@oecd.org

HUERTA, Alejandro
Nuclear Safety Analyst
Nuclear Safety Division

Email: alejandro.huerta@oecd.org

JACKSON, Diane
Deputy Head
Nuclear Safety Division

Email: diane.jackson@oecd.org

REIG, Javier
Head
Nuclear Safety Division

Email: javier.reig@oecd.org

RUGAMA SAEZ, Yolanda
Nuclear Data Analyst
Data Bank

Email: Yolanda.rugama@oecd.org

SCHWARTZ, Julia
Head
Legal Division

Eml: julia.schwartz@oecd.org

YOSHIMURA, Uichiro
Deputy-Director

Email: uichiro.yoshimura@oecd.org